

**Middlesex County**  
**2018**  
**Abstract of Ratables**

**Middlesex County Board of Taxation**

Richard Lorentzen  
President

Kevin P. Egan  
Commissioner

Michael E. Lachs  
Vice-President

Richard Greene  
Commissioner

Ryan Riccio, CTA/ Tax Administrator

Middlesex County Board of Taxation  
County Administration Building  
75 Bayard Street, 4<sup>th</sup> Floor  
New Brunswick, NJ 08901  
Phone: 732-745-3350  
Fax: 732-745-3767

2018 ABSTRACT OF RATABLES FOR THE COUNTY OF MIDDLESEX

TAXING DISTRICTS	1		2	3	4	5	6
	TAXABLE VALUE		TAXABLE VALUE OF LAND AND IMPROVEMENTS (COL 1A+1B)	TOTAL TAXABLE VALUE OF PARTIAL EXEMPTIONS & ABATEMENTS (ASSESSED VAL.)	NET TAXABLE VALUE OF LAND & IMPROVEMENTS (COL 2-3)	TAXABLE VALUE COMMUNICATION EQUIPMENT	NET TAXABLE VALUE (COL 4+5)
	(A) LAND	(B) IMPROVEMENTS (INCLUDES PARTIAL EXEMPTIONS & ABATEMENTS)					
01: CARTERET BORO	927,855,900	1,497,368,820	2,425,224,720	2,458,217	2,422,766,503	2,965,620	2,425,732,123
02: CRANBURY TWP	526,728,500	1,102,236,100	1,628,964,600	29,498,100	1,599,466,500	1,923,340	1,601,389,840
03: DUNELLEN BORO	50,906,100	93,845,800	144,751,900	0	144,751,900	25	144,751,925
04: EAST BRUNSWICK TWP	525,853,500	1,373,101,150	1,898,954,650	567,600	1,898,387,050	2,146,634	1,900,533,684
05: EDISON TWP	3,105,633,600	4,034,915,200	7,140,548,800	2,602,700	7,137,946,100	6,286,427	7,144,232,527
06: HELMETTA BORO	76,954,400	107,943,000	184,897,400	0	184,897,400	200,978	185,098,378
07: HIGHLAND PARK BORO	254,537,000	311,876,800	566,413,800	0	566,413,800	42	566,413,842
08: JAMESBURG BORO	78,840,600	158,026,000	236,866,600	25,000	236,841,600	1,267,088	238,108,688
09: METUCHEN BORO	474,089,600	559,926,600	1,034,016,200	0	1,034,016,200	0	1,034,016,200
10: MIDDLESEX BORO	163,846,000	330,604,500	494,450,500	29,900	494,420,600	600,111	495,020,711
11: MILLTOWN BORO	203,203,300	242,168,700	445,372,000	0	445,372,000	0	445,372,000
12: MONROE TWP	2,869,870,100	4,736,654,700	7,606,524,800	747,800	7,605,777,000	6,144,370	7,611,921,370
13: NEW BRUNSWICK CITY	1,288,235,800	2,088,664,600	3,376,900,400	100,000	3,376,800,400	10,000,000	3,386,800,400
14: NORTH BRUNSWICK TWP	810,091,000	1,681,217,900	2,491,308,900	5,277,100	2,486,031,800	0	2,486,031,800
15: OLD BRIDGE TWP	1,286,174,200	2,204,187,500	3,490,361,700	4,536,600	3,485,825,100	3,004,826	3,488,829,926
16: PERTH AMBOY	1,343,398,000	1,896,518,800	3,239,916,800	2,102,000	3,237,814,800	4,938,536	3,242,753,336
17: PISCATAWAY TWP	3,284,202,200	4,034,539,100	7,318,741,300	1,982,800	7,316,758,500	21,532,368	7,338,290,868
18: PLAINSBORO TWP	1,370,809,900	3,208,866,500	4,579,676,400	17,422,300	4,562,254,100	7,415,761	4,569,669,861
19: SAYREVILLE BORO	801,496,400	1,491,781,400	2,293,277,800	1,043,400	2,292,234,400	49	2,292,234,449
20: SOUTH AMBOY CITY	439,701,400	446,046,300	885,747,700	0	885,747,700	0	885,747,700
21: SOUTH BRUNSWICK TWP	1,419,890,300	2,352,770,400	3,772,660,700	15,805,400	3,756,855,300	6,783,915	3,763,639,215
22: SOUTH PLAINFIELD BOR	427,230,358	986,760,560	1,413,990,918	361,575	1,413,629,343	1,934,318	1,415,563,661
23: SOUTH RIVER BORO	110,553,100	299,923,600	410,476,700	0	410,476,700	0	410,476,700
24: SPOTSWOOD BORO	352,300,600	386,965,500	739,266,100	0	739,266,100	0	739,266,100
25: WOODBRIDGE TWP	909,169,800	2,265,577,300	3,174,747,100	1,842,900	3,172,904,200	4,196,310	3,177,100,510
MIDDLESEX	23,101,571,658	37,892,486,830	60,994,058,488	86,403,392	60,907,655,096	81,340,718	60,988,995,814

2018 ABSTRACT OF RATABLES FOR THE COUNTY OF MIDDLESEX

TAXING DISTRICTS	7	8	9		10		11
	GENERAL TAX RATE PER \$100	COUNTY EQUALI- ZATION RATIO	TRUE VALUE		EQUALIZATION		NET VALUATION FOR COUNTY TAX APPORTIONMENT (COL 6-9A+9B -10A+10B)
			(A) UEZ ABATEMENT EXPIRED	(B) CLASS II RAILROADS	(A) AMOUNTS DEDUCTED	(B) AMOUNTS ADDED	
01: CARTERET BORO	2.727	107.37%	0	0	136,170,553		2,289,561,570
02: CRANBURY TWP	1.969	98.64%	0	0		29,043,761	1,630,433,601
03: DUNELLEN BORO	13.506	24.52%	0	0		452,362,803	597,114,728
04: EAST BRUNSWICK TWP	10.829	25.34%	0	0		5,614,294,014	7,514,827,698
05: EDISON TWP	5.272	43.21%	0	0		9,439,013,214	16,583,245,741
06: HELMETTA BORO	3.049	90.14%	0	0		22,769,863	207,868,241
07: HIGHLAND PARK BORO	8.175	41.70%	0	0		795,721,108	1,362,134,950
08: JAMESBURG BORO	6.119	53.32%	0	0		208,486,930	446,595,618
09: METUCHEN BORO	5.940	43.65%	0	0		1,346,503,974	2,380,520,174
10: MIDDLESEX BORO	8.889	33.44%	0	0		992,896,351	1,487,917,062
11: MILLTOWN BORO	5.703	50.08%	0	0		447,464,364	892,836,364
12: MONROE TWP	2.436	85.44%	0	0		1,303,696,205	8,915,617,575
13: NEW BRUNSWICK CITY	2.368	99.65%	0	0		60,462,859	3,447,263,259
14: NORTH BRUNSWICK TWP	5.552	54.58%	0	0		2,105,497,290	4,591,529,090
15: OLD BRIDGE TWP	4.898	42.45%	0	0		4,739,403,159	8,228,233,085
16: PERTH AMBOY	2.963	103.86%	0	0	64,313,894		3,178,439,442
17: PISCATAWAY TWP	2.304	105.63%	0	0	355,573,904		6,982,716,964
18: PLAINSBORO TWP	2.246	101.96%	0	0	84,488,482		4,485,181,379
19: SAYREVILLE BORO	5.139	49.35%	0	0		2,410,853,833	4,703,088,282
20: SOUTH AMBOY CITY	2.749	101.13%	0	0	7,875,251		877,872,449
21: SOUTH BRUNSWICK TWP	4.917	42.66%	0	0		5,078,710,331	8,842,349,546
22: SOUTH PLAINFIELD BOR	5.932	37.05%	0	0		2,428,151,098	3,843,714,759
23: SOUTH RIVER BORO	8.039	29.72%	0	0		976,005,832	1,386,482,532
24: SPOTSWOOD BORO	3.241	94.13%	0	0		53,920,990	793,187,090
25: WOODBRIDGE TWP	10.192	29.30%	0	0		7,736,602,969	10,913,703,479
MIDDLESEX		%	0	0	648,422,084	46,241,860,948	106,582,434,678

2018 ABSTRACT OF RATABLES FOR THE COUNTY OF MIDDLESEX

TAXING DISTRICT	SECTION 12 - A							
	(i) TOTAL COUNTY TAXES APPORTIONED	(ii) ADJUSTMENTS RESULTING FROM:				(iii) NET COUNTY TAXES APPORTIONED	(iv) MUNICIPAL BUDGET STATE AID	(v) NET COUNTY TAXES APPORTIONED LESS STATE AID (COL.12 AIII-12AIV-COUNTY BPP ADJUSTMENT)
		(A) EQUAL TABLE APPEALS		(B) APPEALS & CORRECTIONS				
		DEDUCT OVERPAY	ADD UNDERPAY	DEDUCT OVERPAY	ADD UNDERPAY			
01:CARTERET BORO	8,403,571.07	.00	.00	111,252.19	.00	8,292,318.88	.00	8,292,318.88
02:CRANBURY TWP	5,984,318.05	.00	.00	.00	20,222.73	6,004,540.78	.00	6,004,540.78
03:DUNELLEN BORO	2,191,640.58	.00	.00	289.55	.00	2,191,351.03	.00	2,191,351.03
04:EAST BRUNSWICK TWP	27,582,306.35	.00	.00	100,030.44	.00	27,482,275.91	.00	27,482,275.91
05:EDISON TWP	60,866,886.47	.00	.00	106,829.47	.00	60,760,057.00	.00	60,760,057.00
06:HELMETTA BORO	762,956.35	.00	.00	.00	.00	762,956.35	.00	762,956.35
07:HIGHLAND PARK BORO	4,999,558.87	.00	.00	5,071.53	.00	4,994,487.34	.00	4,994,487.34
08:JAMESBURG BORO	1,639,177.59	.00	.00	.00	.00	1,639,177.59	.00	1,639,177.59
09:METUCHEN BORO	8,737,424.11	.00	.00	3,316.55	.00	8,734,107.56	.00	8,734,107.56
10:MIDDLESEX BORO	5,461,227.57	.00	.00	2,669.23	.00	5,458,558.34	.00	5,458,558.34
11:MILLTOWN BORO	3,277,052.66	.00	.00	8,762.53	.00	3,268,290.13	.00	3,268,290.13
12:MONROE TWP	32,723,743.66	.00	.00	84,402.86	.00	32,639,340.80	.00	32,639,340.80
13:NEW BRUNSWICK CITY	12,652,781.29	.00	.00	86,641.20	.00	12,566,140.09	.00	12,566,140.09
14:NORTH BRUNSWICK TWP	16,852,676.74	.00	.00	.00	86,412.08	16,939,088.82	.00	16,939,088.82
15:OLD BRIDGE TWP	30,200,778.35	.00	.00	.00	54,454.64	30,255,232.99	.00	30,255,232.99
16:PERTH AMBOY	11,666,094.54	.00	.00	29,026.11	.00	11,637,068.43	.00	11,637,068.43
17:PISCATAWAY TWP	25,629,255.41	.00	.00	431,289.22	.00	25,197,966.19	.00	25,197,966.19
18:PLAINSBORO TWP	16,462,339.76	.00	.00	2,570.33	.00	16,459,769.43	.00	16,459,769.43
19:SAYREVILLE BORO	17,262,141.86	.00	.00	18,551.39	.00	17,243,590.47	.00	17,243,590.47
20:SOUTH AMBOY CITY	3,222,129.34	.00	.00	5,248.48	.00	3,216,880.86	.00	3,216,880.86
21:SOUTH BRUNSWICK TWP	32,454,821.83	.00	.00	162,428.83	.00	32,292,393.00	.00	32,292,393.00
22:SOUTH PLAINFIELD BOR	14,107,910.69	.00	.00	108,812.41	.00	13,999,098.28	.00	13,999,098.28
23:SOUTH RIVER BORO	5,088,923.86	.00	.00	843.21	.00	5,088,080.65	.00	5,088,080.65
24:SPOTSWOOD BORO	2,911,301.52	.00	.00	3,250.46	.00	2,908,051.06	.00	2,908,051.06
25:WOODBRIDGE TWP	40,057,483.94	.00	.00	213,056.92	.00	39,844,427.02	.00	39,844,427.02
MIDDLESEX	391,198,502.46	.00	.00	1,484,342.91	161,089.45	389,875,249.00	.00	389,875,249.00

**2018 ABSTRACT OF RATABLES FOR THE COUNTY OF MIDDLESEX**

TAXING DISTRICTS	SECTION 12 - B			SECTION 12 - C		
	(A)	(B)	(C)	LOCAL TAXES TO BE RAISED FOR:		
	COUNTY LIBRARY TAXES APPORTIONED	COUNTY HEALTH SERVICE TAXES APPORTIONED	COUNTY OPEN SPACE TAXES APPORTIONED	(i) DISTRICT SCHOOL PURPOSES		
				(A) DISTRICT SCHOOL (adjusted for BPP)	(B) REG., CONSOL. & JOINT SCHOOL (adjusted for BPP)	(C) LOCAL SCHOOL (adjusted for BPP)
01: CARTERET BORO	.00	.00	677,603.22	28,180,625.00	.00	.00
02: CRANBURY TWP	.00	.00	490,812.89	17,021,460.00	.00	.00
03: DUNELLEN BORO	.00	.00	179,110.79	11,814,098.00	.00	.00
04: EAST BRUNSWICK TWP	.00	.00	2,245,844.66	133,530,328.00	.00	.00
05: EDISON TWP	.00	.00	4,966,176.05	217,507,074.00	.00	.00
06: HELMETTA BORO	.00	.00	62,360.47	3,429,558.00	.00	.00
07: HIGHLAND PARK BORO	.00	.00	408,226.83	28,330,430.00	.00	.00
08: JAMESBURG BORO	.00	.00	133,978.69	8,531,366.00	.00	.00
09: METUCHEN BORO	.00	.00	713,886.72	37,983,560.00	.00	.00
10: MIDDLESEX BORO	.00	.00	446,154.10	25,209,565.00	.00	.00
11: MILLTOWN BORO	.00	.00	267,127.73	15,903,525.00	.00	.00
12: MONROE TWP	.00	.00	2,667,682.56	109,802,610.00	.00	.00
13: NEW BRUNSWICK CITY	.00	.00	1,026,960.36	30,415,677.00	775,516.98	.00
14: NORTH BRUNSWICK TWP	.00	.00	1,384,543.03	85,943,368.00	.00	.00
15: OLD BRIDGE TWP	.00	.00	2,472,928.01	101,251,415.00	.00	.00
16: PERTH AMBOY	.00	.00	951,162.47	26,456,210.00	.00	.00
17: PISCATAWAY TWP	.00	.00	2,058,849.39	93,498,130.00	.00	.00
18: PLAINSBORO TWP	.00	.00	1,345,340.22	67,527,193.00	.00	.00
19: SAYREVILLE BORO	.00	.00	1,409,339.66	65,357,364.00	.00	.00
20: SOUTH AMBOY CITY	.00	.00	262,925.93	10,046,113.00	.00	.00
21: SOUTH BRUNSWICK TWP	.00	.00	2,639,238.23	113,829,247.00	.00	.00
22: SOUTH PLAINFIELD BOR	.00	.00	1,144,024.36	49,489,454.00	.00	.00
23: SOUTH RIVER BORO	.00	.00	415,876.05	17,462,202.00	.00	.00
24: SPOTSWOOD BORO	.00	.00	237,690.79	13,418,778.00	.00	.00
25: WOODBRIDGE TWP	.00	.00	3,256,472.19	182,565,598.00	.00	.00
MIDDLESEX	.00	.00	31,864,315.40	1,494,504,948.00	775,516.98	.00

**2018 ABSTRACT OF RATABLES FOR THE COUNTY OF MIDDLESEX**

TAXING DISTRICTS	SECTION 12 - C			SECTION 12 - D  TOTAL LEVY ON WHICH TAX RATE IS COMPUTED
	LOCAL TAXES TO BE RAISED FOR:			
	(ii) LOCAL MUNICIPAL PURPOSES			
	(A) MUNICIPAL BUDGET (adjusted for BPP)	(B) MUNICIPAL OPEN SPACE BUDGET	(C) MUNICIPAL LIBRARY BUDGET	
01: CARTERET BORO	27,498,010.82	727,719.64	761,518.98	66,137,796.54
02: CRANBURY TWP	7,147,938.00	320,275.00	537,968.00	31,522,994.67
03: DUNELLEN BORO	5,167,978.00	.00	196,542.00	19,549,079.82
04: EAST BRUNSWICK TWP	39,662,007.00	380,000.00	2,501,327.00	205,801,782.57
05: EDISON TWP	87,869,133.53	.00	5,471,564.00	376,574,004.58
06: HELMETTA BORO	1,387,256.00	.00	.00	5,642,130.82
07: HIGHLAND PARK BORO	12,121,710.84	.00	448,713.63	46,303,568.64
08: JAMESBURG BORO	4,116,136.18	.00	146,941.35	14,567,599.81
09: METUCHEN BORO	13,221,675.10	.00	766,583.00	61,419,812.38
10: MIDDLESEX BORO	12,393,324.32	.00	494,095.00	44,001,696.76
11: MILLTOWN BORO	5,661,123.87	.00	297,164.84	25,397,231.57
12: MONROE TWP	36,233,182.40	1,141,000.00	2,912,736.30	185,396,552.06
13: NEW BRUNSWICK CITY	34,279,433.96	.00	1,134,346.92	80,198,075.31
14: NORTH BRUNSWICK TWP	31,497,577.54	745,809.54	1,503,159.88	138,013,546.81
15: OLD BRIDGE TWP	34,172,808.00	.00	2,708,205.00	170,860,589.00
16: PERTH AMBOY	55,979,503.91	.00	1,039,807.75	96,063,752.56
17: PISCATAWAY TWP	45,967,607.96	.00	2,321,109.00	169,043,662.54
18: PLAINSBORO TWP	15,316,556.51	456,966.99	1,503,969.51	102,609,795.66
19: SAYREVILLE BORO	31,780,777.65	458,446.89	1,545,062.10	117,794,580.77
20: SOUTH AMBOY CITY	10,529,996.00	.00	290,957.00	24,346,872.79
21: SOUTH BRUNSWICK TWP	31,905,610.85	1,505,455.00	2,879,146.00	185,051,090.08
22: SOUTH PLAINFIELD BOR	18,071,101.00	.00	1,258,896.00	83,962,573.64
23: SOUTH RIVER BORO	9,569,766.00	.00	461,208.00	32,997,132.70
24: SPOTSWOOD BORO	7,129,075.00	.00	261,889.00	23,955,483.85
25: WOODBRIDGE TWP	94,522,295.00	.00	3,613,186.38	323,801,978.59
<b>MIDDLESEX</b>	<b>673,201,585.44</b>	<b>5,735,673.06</b>	<b>35,056,096.64</b>	<b>2,631,013,384.52</b>

2018 ABSTRACT OF RATABLES FOR THE COUNTY OF MIDDLESEX

TAXING DISTRICTS	SECTION 13						
	REAL PROPERTY EXEMPT FROM TAXATION						
	(A) PUBLIC SCHOOL	(B) OTHER SCHOOL	(C) PUBLIC PROPERTY	(D) CHURCH AND CHARITABLE	(E) CEMETERIES AND GRAVEYARDS	(F) OTHER EXEMPTS	(G) TOTAL AMOUNT OF EXEMPTS (13A+B+C+D+E+F)
01:CARTERET BORO	47,361,500	0	105,987,500	36,803,300	0	248,194,500	438,346,800
02:CRANBURY TWP	11,399,222	0	31,581,980	12,888,041	625,500	21,619,408	78,114,151
03:DUNELLEN BORO	10,651,000	318,600	2,689,300	3,829,800	0	478,000	17,966,700
04:EAST BRUNSWICK TWP	55,625,800	219,000	81,491,700	22,813,200	4,859,300	42,377,000	207,386,000
05:EDISON TWP	229,285,200	73,161,900	247,108,800	131,276,800	390,500	128,944,900	810,168,100
06:HELMETTA BORO	0	0	5,577,000	2,604,700	0	28,506,900	36,688,600
07:HIGHLAND PARK BORO	24,273,700	210,600	50,286,200	14,134,400	0	3,011,700	91,916,600
08:JAMESBURG BORO	10,592,900	0	2,562,800	9,312,600	832,700	3,551,600	26,852,600
09:METUCHEN BORO	23,563,800	10,870,000	29,996,300	29,139,700	1,758,900	17,377,100	112,705,800
10:MIDDLESEX BORO	12,332,500	1,179,100	15,305,100	3,246,300	18,300	2,598,900	34,680,200
11:MILLTOWN BORO	9,554,900	4,804,800	19,666,800	9,417,350	0	16,825,100	60,268,950
12:MONROE TWP	101,577,200	456,800	121,851,500	15,605,900	690,200	80,325,500	320,507,100
13:NEW BRUNSWICK CITY	367,888,600	1,072,453,300	581,685,850	1,115,955,900	19,632,700	931,203,800	4,088,820,150
14:NORTH BRUNSWICK TWP	207,153,200	0	184,941,500	14,168,800	11,208,800	5,136,100	422,608,400
15:OLD BRIDGE TWP	156,257,800	1,878,100	145,233,600	63,178,600	1,137,600	17,076,800	384,762,500
16:PERTH AMBOY	151,156,000	7,298,600	241,357,700	159,993,200	22,116,900	99,141,000	681,063,400
17:PISCATAWAY TWP	200,571,300	1,046,590,600	199,764,700	79,422,100	26,258,600	125,673,500	1,678,280,800
18:PLAINSBORO TWP	115,687,900	32,807,300	108,568,800	20,073,600	3,145,900	570,368,000	850,651,500
19:SAYREVILLE BORO	47,662,400	11,454,700	82,722,500	18,948,800	2,150,000	448,785,100	611,723,500
20:SOUTH AMBOY CITY	7,106,100	0	55,058,500	25,901,700	2,035,000	27,279,900	117,381,200
21:SOUTH BRUNSWICK TWP	153,481,400	5,700,000	166,020,900	36,096,300	20,081,800	13,089,000	394,469,400
22:SOUTH PLAINFIELD BOR	45,337,500	3,490,400	33,614,000	10,017,082	1,362,200	4,480,000	98,301,182
23:SOUTH RIVER BORO	13,511,000	1,070,000	16,445,600	19,557,600	845,800	1,610,800	53,040,800
24:SPOTSWOOD BORO	29,591,000	4,746,400	18,745,000	8,445,300	0	4,290,500	65,818,200
25:WOODBRIIDGE TWP	85,119,800	2,300,000	213,629,060	56,931,300	25,866,000	169,233,200	553,079,360
MIDDLESEX	2,116,741,722	2,281,010,200	2,761,892,690	1,919,762,373	145,016,700	3,011,178,308	12,235,601,993

**2018 ABSTRACT OF RATABLES FOR THE COUNTY OF MIDDLESEX**

TAXING DISTRICTS	SECTION 14				SECTION 15	
	AMOUNT OF MISCELLANEOUS REVENUES TO SUPPORT LOCAL BUDGET				DEDUCTIONS ALLOWED	
	(A) SURPLUS REVENUE	(B) MISCELLANEOUS REVENUES ANTICIPATED	(C) RECEIPTS FROM DELINQUENT TAX	(D) TOTAL OF MISCELLANEOUS REVENUES (COL. 14A+B+C)	(A) SENIOR CITIZEN, DISABLED AND SURVIVING SPOUSE	(B) VETERANS AND WIDOWS
01: CARTERET BORO	2,600,000.00	14,338,834.54	548,000.00	17,486,834.54	50,500.00	97,750.00
02: CRANBURY TWP	950,000.00	3,012,191.88	251,615.23	4,213,807.11	500.00	17,250.00
03: DUNELLEN BORO	426,500.00	1,211,367.34	308,390.00	1,946,257.34	6,000.00	32,250.00
04: EAST BRUNSWICK TWP	3,300,000.00	20,076,469.00	1,555,000.00	24,931,469.00	57,000.00	214,000.00
05: EDISON TWP	9,250,359.18	35,385,686.65	.00	44,636,045.83	103,250.00	359,500.00
06: HELMETA BORO	272,000.00	453,757.08	100,000.00	825,757.08	3,250.00	11,750.00
07: HIGHLAND PARK BORO	800,000.00	2,258,055.23	.00	3,058,055.23	4,500.00	29,750.00
08: JAMESBURG BORO	600,000.00	833,119.57	200,000.00	1,633,119.57	4,750.00	17,750.00
09: METUCHEN BORO	1,350,000.00	3,964,208.06	600,000.00	5,914,208.06	9,875.00	62,000.00
10: MIDDLESEX BORO	2,211,000.00	4,328,240.16	525,000.00	7,064,240.16	25,250.00	99,000.00
11: MILLTOWN BORO	861,500.00	2,995,177.99	102,000.00	3,958,677.99	5,750.00	63,250.00
12: MONROE TWP	8,100,000.00	10,061,955.12	1,550,000.00	19,711,955.12	71,000.00	615,000.00
13: NEW BRUNSWICK CITY	2,000,000.00	55,575,926.29	.00	57,575,926.29	20,000.00	37,000.00
14: NORTH BRUNSWICK TWP	3,350,000.00	12,263,571.83	.00	15,613,571.83	27,250.00	110,750.00
15: OLD BRIDGE TWP	6,750,000.00	11,592,836.00	125,150.00	18,467,986.00	91,000.00	307,000.00
16: PERTH AMBOY	5,190,000.00	14,721,235.18	80,000.00	19,991,235.18	50,250.00	65,000.00
17: PISCATAWAY TWP	10,000,000.00	9,542,552.00	1,000,000.00	20,542,552.00	50,500.00	191,750.00
18: PLAINSBORO TWP	3,124,000.00	8,672,466.33	205,000.00	12,001,466.33	5,500.00	35,750.00
19: SAYREVILLE BORO	3,100,000.00	21,504,523.68	1,200,000.00	25,804,523.68	81,000.00	235,000.00
20: SOUTH AMBOY CITY	1,130,000.00	5,854,678.00	.00	6,984,678.00	13,000.00	48,500.00
21: SOUTH BRUNSWICK TWP	4,150,000.00	16,207,208.84	965,000.00	21,322,208.84	28,500.00	117,250.00
22: SOUTH PLAINFIELD BOR	2,185,000.00	7,297,433.93	955,036.73	10,437,470.66	37,250.00	141,250.00
23: SOUTH RIVER BORO	1,419,581.07	5,997,922.50	650,000.00	8,067,503.57	21,250.00	78,500.00
24: SPOTSWOOD BORO	1,321,843.00	1,999,391.60	230,000.00	3,551,234.60	8,000.00	53,750.00
25: WOODBRIDGE TWP	9,262,023.67	50,962,304.00	2,500,000.00	62,724,327.67	168,000.00	507,500.00
MIDDLESEX	83,703,806.92	321,111,112.80	13,650,191.96	418,465,111.68	943,125.00	3,548,250.00



2018 ABSTRACT OF RATABLES FOR THE COUNTY OF MIDDLESEX

TAXING DISTRICTS	ADDENDUM TO ABSTRACT OF RATABLES -- ASSESSED VALUE OF PARTIAL EXEMPTIONS & ABATEMENTS (COLUMN 3)								
	(1) POLLUTION CONTROL	(2) FIRE SUPPRESSION	(3) FALLOUT SHELTER	(4) WATER- SEWER FACILITY	(5) RENEWABLE ENERGY	(6) UEZ ABATEMENT	(7) HOME IMPROVEMENT	(8) MULTI- FAMILY DWELLING	(9) CLASS 4 ABATEMENT
01:CARTERET BORO	0	0	0	2,428,217	0	0	0	0	0
02:CRANBURY TWP	0	29,498,100	0	0	0	0	0	0	0
03:DUNELLEN BORO	0	0	0	0	0	0	0	0	0
04:EAST BRUNSWICK TWP	0	567,600	0	0	0	0	0	0	0
05:EDISON TWP	0	2,602,700	0	0	0	0	0	0	0
06:HELMETTA BORO	0	0	0	0	0	0	0	0	0
07:HIGHLAND PARK BORO	0	0	0	0	0	0	0	0	0
08:JAMESBURG BORO	0	0	0	0	0	0	0	0	0
09:METUCHEN BORO	0	0	0	0	0	0	0	0	0
10:MIDDLESEX BORO	0	0	0	0	0	0	0	0	0
11:MILLTOWN BORO	0	0	0	0	0	0	0	0	0
12:MONROE TWP	0	747,800	0	0	0	0	0	0	0
13:NEW BRUNSWICK CITY	0	0	0	0	0	0	0	0	0
14:NORTH BRUNSWICK TWP	0	5,277,100	0	0	0	0	0	0	0
15:OLD BRIDGE TWP	0	0	0	0	0	0	0	0	0
16:PERTH AMBOY	0	0	0	0	0	0	0	0	0
17:PISCATAWAY TWP	0	99,300	0	0	0	0	0	0	0
18:PLAINSBORO TWP	6,535,100	7,429,100	0	0	3,458,100	0	0	0	0
19:SAYREVILLE BORO	0	673,000	0	0	0	0	0	0	0
20:SOUTH AMBOY CITY	0	0	0	0	0	0	0	0	0
21:SOUTH BRUNSWICK TWP	0	15,805,400	0	0	0	0	0	0	0
22:SOUTH PLAINFIELD BOR	0	0	0	0	0	0	0	0	0
23:SOUTH RIVER BORO	0	0	0	0	0	0	0	0	0
24:SPOTSWOOD BORO	0	0	0	0	0	0	0	0	0
25:WOODBRIIDGE TWP	0	1,784,900	0	0	58,000	0	0	0	0
MIDDLESEX	6,535,100	64,485,000	0	2,428,217	3,516,100	0	0	0	0

2018 ABSTRACT OF RATABLES FOR THE COUNTY OF MIDDLESEX

TAXING DISTRICTS	ADDENDUM TO ABSTRACT OF RATABLES -- ASSESSED VALUE OF PARTIAL EXEMPTIONS & ABATEMENTS (CONTINUED)							
	(10) DWELLING ABATEMENT	(11) DWELLING EXEMPTION	(12) NEW DWELLING CONVERSION ABATEMENT	(13) NEW DWELLING CONVERSION EXEMPTION	(14) MULTI-DWELLING EXEMPTION	(15) MULTI-DWELLING ABATEMENT	(16) COMMERCIAL/ INDUSTRIAL EXEMPTION	(17) TOTAL VALUE
01:CARTERET BORO	0	30,000	0	0	0	0	0	2,458,217
02:CRANBURY TWP	0	0	0	0	0	0	0	29,498,100
03:DUNELLEN BORO	0	0	0	0	0	0	0	0
04:EAST BRUNSWICK TWP	0	0	0	0	0	0	0	567,600
05:EDISON TWP	0	0	0	0	0	0	0	2,602,700
06:HELMETTA BORO	0	0	0	0	0	0	0	0
07:HIGHLAND PARK BORO	0	0	0	0	0	0	0	0
08:JAMESBURG BORO	25,000	0	0	0	0	0	0	25,000
09:METUCHEN BORO	0	0	0	0	0	0	0	0
10:MIDDLESEX BORO	0	29,900	0	0	0	0	0	29,900
11:MILLTOWN BORO	0	0	0	0	0	0	0	0
12:MONROE TWP	0	0	0	0	0	0	0	747,800
13:NEW BRUNSWICK CITY	0	100,000	0	0	0	0	0	100,000
14:NORTH BRUNSWICK TWP	0	0	0	0	0	0	0	5,277,100
15:OLD BRIDGE TWP	0	0	0	0	0	0	4,536,600	4,536,600
16:PERTH AMBOY	0	25,000	0	0	0	0	2,077,000	2,102,000
17:PISCATAWAY TWP	0	1,883,500	0	0	0	0	0	1,982,800
18:PLAINSBORO TWP	0	0	0	0	0	0	0	17,422,300
19:SAYREVILLE BORO	370,400	0	0	0	0	0	0	1,043,400
20:SOUTH AMBOY CITY	0	0	0	0	0	0	0	0
21:SOUTH BRUNSWICK TWP	0	0	0	0	0	0	0	15,805,400
22:SOUTH PLAINFIELD BOR	341,175	20,400	0	0	0	0	0	361,575
23:SOUTH RIVER BORO	0	0	0	0	0	0	0	0
24:SPOTSWOOD BORO	0	0	0	0	0	0	0	0
25:WOODBRIIDGE TWP	0	0	0	0	0	0	0	1,842,900
MIDDLESEX	736,575	2,088,800	0	0	0	0	6,613,600	86,403,392

**2018 ABSTRACT OF RATABLES FOR THE COUNTY OF MIDDLESEX**

TAXING DISTRICTS	ADDENDUM – EQUALIZED VALUE BASED ON IN LIEU OF TAXES (COL.10B)				
	(1) C.12 PL 1977 IN LIEU OF TAX	(2) NJ HOUSING FINANCE AGENCY	(3) URBAN RENEWAL	(4) OTHER	(5) TOTAL
01: CARTERET BORO	0	0	0	0	0
02: CRANBURY TWP	0	0	0	0	0
03: DUNELLEN BORO	0	0	0	0	0
04: EAST BRUNSWICK TWP	0	0	0	0	0
05: EDISON TWP	0	0	0	0	0
06: HELMETTA BORO	0	0	0	0	0
07: HIGHLAND PARK BORO	0	0	0	0	0
08: JAMESBURG BORO	0	0	0	0	0
09: METUCHEN BORO	0	0	0	0	0
10: MIDDLESEX BORO	0	0	0	0	0
11: MILLTOWN BORO	0	0	0	0	0
12: MONROE TWP	0	0	0	0	0
13: NEW BRUNSWICK CITY	0	0	0	0	0
14: NORTH BRUNSWICK TWP	0	0	0	0	0
15: OLD BRIDGE TWP	0	0	0	0	0
16: PERTH AMBOY	0	0	0	0	0
17: PISCATAWAY TWP	0	0	0	0	0
18: PLAINSBORO TWP	0	0	0	0	0
19: SAYREVILLE BORO	0	0	0	0	0
20: SOUTH AMBOY CITY	0	0	0	0	0
21: SOUTH BRUNSWICK TWP	0	0	0	0	0
22: SOUTH PLAINFIELD BOR	0	0	0	0	0
23: SOUTH RIVER BORO	0	0	0	0	0
24: SPOTSWOOD BORO	0	0	0	0	0
25: WOODBRIDGE TWP	0	0	0	0	0
MIDDLESEX	0	0	0	0	0

2018 ABSTRACT OF RATABLES FOR THE COUNTY OF MIDDLESEX

TAXING DISTRICTS	BREAKDOWN OF GENERAL TAX RATE											
	COUNTY TAX	LIBRARY TAX	HEALTH SERVICE TAX	COUNTY OPEN SPACE TAX	DISTRICT SCHOOL TAX	REGIONAL SCHOOL TAX	LOCAL SCHOOL TAX	MUNICIPAL PURPOSE TAX	MUNICIPAL OPEN SPACE TAX	MUNICIPAL LIBRARY TAX	GENERAL TAX RATE	EFFECTIVE TAX RATE
01:CARTERET BORO	.342	.000	.000	.028	1.162	.000	.000	1.134	.030	.031	2.727	2.889
02:CRANBURY TWP	.375	.000	.000	.031	1.063	.000	.000	.447	.020	.033	1.969	1.933
03:DUNELLEN BORO	1.514	.000	.000	.124	8.162	.000	.000	3.571	.000	.135	13.506	3.274
04:EAST BRUNSWICK TWP	1.447	.000	.000	.119	7.026	.000	.000	2.087	.019	.131	10.829	2.739
05:EDISON TWP	.851	.000	.000	.070	3.045	.000	.000	1.230	.000	.076	5.272	2.271
06:HELMETTA BORO	.413	.000	.000	.034	1.853	.000	.000	.749	.000	.000	3.049	2.714
07:HIGHLAND PARK BORO	.882	.000	.000	.073	5.001	.000	.000	2.140	.000	.079	8.175	3.399
08:JAMESBURG BORO	.689	.000	.000	.057	3.583	.000	.000	1.729	.000	.061	6.119	3.262
09:METUCHEN BORO	.845	.000	.000	.070	3.673	.000	.000	1.278	.000	.074	5.940	2.580
10:MIDDLESEX BORO	1.103	.000	.000	.091	5.093	.000	.000	2.503	.000	.099	8.889	2.957
11:MILLTOWN BORO	.734	.000	.000	.060	3.571	.000	.000	1.272	.000	.066	5.703	2.845
12:MONROE TWP	.429	.000	.000	.036	1.443	.000	.000	.475	.015	.038	2.436	2.079
13:NEW BRUNSWICK CITY	.372	.000	.000	.031	.898	.022	.000	1.012	.000	.033	2.368	2.326
14:NORTH BRUNSWICK TWP	.682	.000	.000	.056	3.458	.000	.000	1.266	.030	.060	5.552	3.006
15:OLD BRIDGE TWP	.868	.000	.000	.071	2.903	.000	.000	.979	.000	.077	4.898	2.077
16:PERTH AMBOY	.359	.000	.000	.030	.816	.000	.000	1.726	.000	.032	2.963	3.022
17:PISCATAWAY TWP	.344	.000	.000	.029	1.274	.000	.000	.626	.000	.031	2.304	2.421
18:PLAINSBORO TWP	.361	.000	.000	.030	1.478	.000	.000	.335	.010	.032	2.246	2.288
19:SAYREVILLE BORO	.753	.000	.000	.062	2.851	.000	.000	1.386	.020	.067	5.139	2.505
20:SOUTH AMBOY CITY	.364	.000	.000	.030	1.135	.000	.000	1.188	.000	.032	2.749	2.773
21:SOUTH BRUNSWICK TWP	.859	.000	.000	.071	3.025	.000	.000	.847	.039	.076	4.917	2.093
22:SOUTH PLAINFIELD BOR	.989	.000	.000	.081	3.497	.000	.000	1.277	.000	.088	5.932	2.184
23:SOUTH RIVER BORO	1.240	.000	.000	.102	4.254	.000	.000	2.331	.000	.112	8.039	2.380
24:SPOTSWOOD BORO	.394	.000	.000	.033	1.815	.000	.000	.964	.000	.035	3.241	3.020
25:WOODBRIIDGE TWP	1.255	.000	.000	.103	5.746	.000	.000	2.975	.000	.113	10.192	2.967

**2018 SPECIAL TAXING DISTRICTS**  
**Middlesex County**

Taxing District	Special Taxing District	Ratable Value	Budget	Tax Rate	District Rate
01: Carteret Borough	Spec Improvement S01	1,362,943,715	2,182,203.00	0.16010955	0.160
01: Carteret Borough	Spec Improvement S02	1,288,712,615	535,000.00	0.04151430	0.042
04: East Brunswick Township	Fire District F01	708,917,395	2,039,935.00	0.28775355	0.288
04: East Brunswick Township	Fire District F02	963,565,593	1,349,289.00	0.14003084	0.140
04: East Brunswick Township	Fire District F03	228,050,696	799,658.00	0.35064923	0.351
05: Edison Township	Garbage District G01	4,489,315,900	9,876,494.98	0.22000000	0.220
07: Highland Park Borough	Special Improvement S01	39,404,800	157,000.00	0.39842862	0.398
08: Jamesburg Borough	Fire District F01	238,108,688	463,000.00	0.19444902	0.195
09: Metuchen	Special Improvement SO1	72,056,600	165,000.00	0.22898666	0.229
12: Monroe Township	Fire District F01	1,908,184,924	2,366,864	0.12403745	0.125
12: Monroe Township	Fire District F02	3,050,644,023	4,307,055	0.14118511	0.142
12: Monroe Township	Fire District F03	2,653,092,423	5,351,597	0.20171167	0.202
15: Old Bridge	Fire District F01	323,188,149	470,679.00	0.1456362	0.146
15: Old Bridge	Fire District F02	1,173,092,823	1,864,330.00	0.1589243	0.159
15: Old Bridge	Fire District F03	1,808,128,497	1,721,838.00	0.0952276	0.096
15: Old Bridge	Fire District F04	184,420,457	589,237.00	0.3195074	0.320
16: City of Perth Amboy	Special Improvement S01	173,898,900	232,055.00	0.1334425	0.134
17: Piscataway Township	Fire District F01	3,277,256,792	1,242,571.00	0.0379150	0.038
17: Piscataway Township	Fire District F02	1,940,477,892	1,317,632.00	0.0679024	0.068
17: Piscataway Township	Fire District F03	441,526,792	316,129.00	0.0715991	0.072
17: Piscataway Township	Fire District F04	1,679,029,392	1,034,200.00	0.0615951	0.062
18: Plainsboro Township	Fire District F01	4,569,669,861	1,848,000.00	0.0404406	0.041
21: South Brunswick Township	Fire District F01	1,002,536,800	824,664.00	0.0822577	0.083
21: South Brunswick Township	Fire District F02	2,167,321,500	968,391.00	0.0446815	0.045
21: South Brunswick Township	Fire District F03	586,997,000	530,835.00	0.0904323	0.091
25: Woodbridge Township	Fire District F01	707,434,800	7,548,329.32	1.0670000	1.067
25: Woodbridge Township	Fire District F02	212,861,400	2,017,926.07	0.9480000	0.948
25: Woodbridge Township	Fire District F04	70,492,500	765,548.55	1.0860000	1.086
25: Woodbridge Township	Fire District F05	542,972,400	1,672,354.99	0.3080000	0.308
25: Woodbridge Township	Fire District F07	297,371,200	2,129,177.79	0.7160000	0.716
25: Woodbridge Township	Fire District F08	99,829,000	867,514.01	0.8690000	0.869
25: Woodbridge Township	Fire District F09	542,179,100	2,033,171.63	0.3750000	0.375
25: Woodbridge Township	Fire District F10	10,029,700	63,287.41	0.6310000	0.631
25: Woodbridge Township	Fire District F11	315,314,300	1,258,104.06	0.3990000	0.399
25: Woodbridge Township	Fire District F12	374,376,000	1,658,485.68	0.4430000	0.443

**2018 ABSTRACT OF RATABLES FOR THE COUNTY OF MIDDLESEX**

TAXING DISTRICT	ADDENDUM: STATE AID ADJUSTMENT FOR BPP			ADDENDUM: REAP DISTRIBUTION SUMMARY		
	COUNTY	SCHOOL	MUNICIPAL	ELIGIBLE PROPERTY ASSESSMENTS	R.E.A.P. AID	TAX RATE CREDIT
01: CARTERET BORO						
02: CRANBURY TWP						
03: DUNELLEN BORO						
04: EAST BRUNSWICK TWP						
05: EDISON TWP						
06: HELMETTA BORO						
07: HIGHLAND PARK BORO						
08: JAMESBURG BORO						
09: METUCHEN BORO						
10: MIDDLESEX BORO						
11: MILLTOWN BORO						
12: MONROE TWP						
13: NEW BRUNSWICK CITY						
14: NORTH BRUNSWICK TWP						
15: OLD BRIDGE TWP						
16: PERTH AMBOY						
17: PISCATAWAY TWP						
18: PLAINSBORO TWP						
19: SAYREVILLE BORO						
20: SOUTH AMBOY CITY						
21: SOUTH BRUNSWICK TWP						
22: SOUTH PLAINFIELD BOR						
23: SOUTH RIVER BORO						
24: SPOTSWOOD BORO						
25: WOODBRIDGE TWP						
MIDDLESEX						

MIDDLESEX COUNTY 2018 TAX LEVY APPORTIONMENT ANALYSIS

MUNICIPALITY	TOTAL TAX LEVY	COUNTY TAX LEVY		MUNICIPAL TAX LEVY		SCHOOL TAX LEVY		COUNTY LIBRARY TAX		COUNTY OPEN SPACE TAX	
		COUNTY TAXES APPORTIONED	% OF TOTAL LEVY	TOTAL MUNICIPAL TAX LEVY	% OF TOTAL LEVY	TOTAL SCHOOL TAX LEVY	% OF TOTAL LEVY	TOTAL LIBRARY TAX LEVY	% OF TOTAL LEVY	TOTAL OPEN SPACE TAX LEVY	% OF TOTAL LEVY
01 CARTERET BORO	\$66,137,796.54	\$8,292,318.88	12.54%	\$28,987,249.44	43.83%	\$28,180,625.00	42.61%	\$ .00	.00%	\$677,603.22	1.02%
02 CRANBURY TWP	\$31,522,994.67	\$6,004,540.78	19.05%	\$8,006,181.00	25.40%	\$17,021,460.00	54.00%	\$ .00	.00%	\$490,812.89	1.56%
03 DUNELLEN BORO	\$19,549,079.82	\$2,191,351.03	11.21%	\$5,364,520.00	27.44%	\$11,814,098.00	60.43%	\$ .00	.00%	\$179,110.79	.92%
04 EAST BRUNSWICK TWP	\$205,801,782.57	\$27,482,275.91	13.35%	\$42,543,334.00	20.67%	\$133,530,328.00	64.88%	\$ .00	.00%	\$2,245,844.66	1.09%
05 EDISON TWP	\$376,574,004.58	\$60,760,057.00	16.13%	\$93,340,697.53	24.79%	\$217,507,074.00	57.76%	\$ .00	.00%	\$4,966,176.05	1.32%
06 HELMETTA BORO	\$5,642,130.82	\$762,956.35	13.52%	\$1,387,256.00	24.59%	\$3,429,558.00	60.78%	\$ .00	.00%	\$62,360.47	1.11%
07 HIGHLAND PARK BORO	\$46,303,568.64	\$4,994,487.34	10.79%	\$12,570,424.47	27.15%	\$28,330,430.00	61.18%	\$ .00	.00%	\$408,226.83	.88%
08 JAMESBURG BORO	\$14,567,599.81	\$1,639,177.59	11.25%	\$4,263,077.53	29.26%	\$8,531,366.00	58.56%	\$ .00	.00%	\$133,978.69	.92%
09 METUCHEN BORO	\$61,419,812.38	\$8,734,107.56	14.22%	\$13,988,258.10	22.77%	\$37,983,560.00	61.84%	\$ .00	.00%	\$713,886.72	1.16%
10 MIDDLESEX BORO	\$44,001,696.76	\$5,458,558.34	12.41%	\$12,887,419.32	29.29%	\$25,209,565.00	57.29%	\$ .00	.00%	\$446,154.10	1.01%
11 MILLTOWN BORO	\$25,397,231.57	\$3,268,290.13	12.87%	\$5,958,288.71	23.46%	\$15,903,525.00	62.62%	\$ .00	.00%	\$267,127.73	1.05%
12 MONROE TWP	\$185,396,552.06	\$32,639,340.80	17.61%	\$40,286,918.70	21.73%	\$109,802,610.00	59.23%	\$ .00	.00%	\$2,667,682.56	1.44%
13 NEW BRUNSWICK CITY	\$80,198,075.31	\$12,566,140.09	15.67%	\$35,413,780.88	44.16%	\$31,191,193.98	38.89%	\$ .00	.00%	\$1,026,960.36	1.28%
14 NORTH BRUNSWICK TWP	\$138,013,546.81	\$16,939,088.82	12.27%	\$33,746,546.96	24.45%	\$85,943,368.00	62.27%	\$ .00	.00%	\$1,384,543.03	1.00%
15 OLD BRIDGE TWP	\$170,860,589.00	\$30,255,232.99	17.71%	\$36,881,013.00	21.59%	\$101,251,415.00	59.26%	\$ .00	.00%	\$2,472,928.01	1.45%
16 PERTH AMBOY	\$96,063,752.56	\$11,637,068.43	12.11%	\$57,019,311.66	59.36%	\$26,456,210.00	27.54%	\$ .00	.00%	\$951,162.47	.99%
17 PISCATAWAY TWP	\$169,043,662.54	\$25,197,966.19	14.91%	\$48,288,716.96	28.57%	\$93,498,130.00	55.31%	\$ .00	.00%	\$2,058,849.39	1.22%
18 PLAINSBORO TWP	\$102,609,795.66	\$16,459,769.43	16.04%	\$17,277,493.01	16.84%	\$67,527,193.00	65.81%	\$ .00	.00%	\$1,345,340.22	1.31%
19 SAYREVILLE BORO	\$117,794,580.77	\$17,243,590.47	14.64%	\$33,784,286.64	28.68%	\$65,357,364.00	55.48%	\$ .00	.00%	\$1,409,339.66	1.20%
20 SOUTH AMBOY CITY	\$24,346,872.79	\$3,216,880.86	13.21%	\$10,820,953.00	44.44%	\$10,046,113.00	41.26%	\$ .00	.00%	\$262,925.93	1.08%
21 SOUTH BRUNSWICK TWP	\$185,051,090.08	\$32,292,393.00	17.45%	\$36,290,211.85	19.61%	\$113,829,247.00	61.51%	\$ .00	.00%	\$2,639,238.23	1.43%
22 SOUTH PLAINFIELD BOR	\$83,962,573.64	\$13,999,098.28	16.67%	\$19,329,997.00	23.02%	\$49,489,454.00	58.94%	\$ .00	.00%	\$1,144,024.36	1.36%
23 SOUTH RIVER BORO	\$32,997,132.70	\$5,088,080.65	15.42%	\$10,030,974.00	30.40%	\$17,462,202.00	52.92%	\$ .00	.00%	\$415,876.05	1.26%
24 SPOTSWOOD BORO	\$23,955,483.85	\$2,908,051.06	12.14%	\$7,390,964.00	30.85%	\$13,418,778.00	56.02%	\$ .00	.00%	\$237,690.79	.99%
25 WOODBRIDGE TWP	\$323,801,978.59	\$39,844,427.02	12.31%	\$98,135,481.38	30.31%	\$182,565,598.00	56.38%	\$ .00	.00%	\$3,256,472.19	1.01%
** COUNTY TOTAL	\$2,631,013,384.52	\$389,875,249.00	14.82%	\$713,993,355.14	27.14%	\$1,495,280,464.9	56.83%	\$ .00	.00%	\$31,864,315.40	1.21%

MIDDLESEX COUNTY 2018 LINE ITEM BREAKDOWN

MUNICIPALITY	1	2	3A	3B	4A	4B	4C	5	6	15A	15B	15C	15D	15E	15F	TOTAL
01 CARTERET BORO	128	5,156	0	0	133	81	22	13	1	7	0	211	45	0	87	5,884
02 CRANBURY TWP	130	1,161	47	85	95	48	1	8	1	1	0	51	9	1	25	1,663
03 DUNELLEN BORO	33	1,946	0	0	103	7	7	6	1	5	3	46	15	0	10	2,182
04 EAST BRUNSWICK TWP	527	15,939	19	55	619	106	10	9	3	22	1	324	38	11	151	17,834
05 EDISON TWP	936	25,448	0	6	879	329	74	88	1	43	23	529	119	3	137	28,615
06 HELMETTA BORO	36	869	0	0	11	0	1	0	1	0	0	75	2	0	3	998
07 HIGHLAND PARK BORO	89	3,025	0	0	184	7	88	1	1	9	1	79	39	0	12	3,535
08 JAMESBURG BORO	111	1,601	0	0	104	1	14	2	1	3	0	16	16	4	10	1,883
09 METUCHEN BORO	96	4,587	0	0	357	67	17	0	1	5	2	58	31	4	28	5,253
10 MIDDLESEX BORO	150	4,194	0	0	199	148	5	22	1	15	1	220	11	2	21	4,989
11 MILLTOWN BORO	57	2,392	0	0	93	3	5	0	1	5	1	59	12	0	16	2,644
12 MONROE TWP	2,116	20,077	145	294	189	54	5	3	4	17	1	871	33	4	258	24,071
13 NEW BRUNSWICK CITY	157	5,344	0	0	637	94	174	16	1	17	73	154	130	6	1,043	7,846
14 NORTH BRUNSWICK TWP	856	9,874	5	17	424	57	36	29	1	31	0	570	46	10	23	11,979
15 OLD BRIDGE TWP	787	18,412	32	120	493	56	29	7	4	19	1	710	47	5	103	20,825
16 PERTH AMBOY	285	7,728	0	0	779	71	174	22	1	30	2	217	160	10	52	9,531
17 PISCATAWAY TWP	335	13,541	6	9	275	192	27	7	4	30	49	431	35	9	86	15,036
18 PLAINSBORO TWP	171	5,495	17	61	116	2	11	3	1	5	3	61	11	2	33	5,992
19 SAYREVILLE BORO	359	11,930	1	3	410	56	24	0	1	8	3	316	17	8	114	13,250
20 SOUTH AMBOY CITY	163	2,700	0	0	149	8	7	0	1	3	0	47	10	1	137	3,226
21 SOUTH BRUNSWICK TWP	835	12,996	77	224	359	203	17	9	3	17	1	350	51	11	23	15,176
22 SOUTH PLAINFIELD BO	536	7,363	0	13	223	325	3	0	1	11	1	323	19	3	33	8,854
23 SOUTH RIVER BORO	247	4,348	0	0	188	25	23	2	1	2	1	209	89	5	12	5,152
24 SPOTSWOOD BORO	216	2,542	0	0	56	5	3	0	1	6	3	115	14	0	13	2,974
25 WOODBRIDGE TWP	638	26,431	0	0	1,099	164	107	53	1	48	1	727	70	30	129	29,498
** COUNTY TOTALS	9,994	215,099	349	887	8,174	2,109	884	300	38	359	171	6,769	1,069	129	2,559	248,890

CLASS 1: VACANT      CLASS 2: RESIDENTIAL      CLASS 3A: REGULAR FARM      CLASS 3B: QUALIFIED FARM      CLASS 4A: COMMERCIAL  
 CLASS 4B: INDUSTRIAL      CLASS 4C: APARTMENTS      CLASS 5: RAILROADS      CLASS 6: PERS. PROPERTY      CLASS 15A: PUBLIC SCHOOL  
 CLASS 15B: OTHER SCHOOL      CLASS 15C: PUBLIC PROP.      CLASS 15D: CHURCH & CHAR.      CLASS 15E: CEMETERIES      CLASS 15F: OTHER



MIDDLESEX COUNTY 2018 RATABLE SUMMARY

MUNICIPALITY	CLASS 1	CLASS 2	CLASS 3A	CLASS 3B	CLASS 4A	CLASS 4B	CLASS 4C	PUB. UTIL.	TOTAL
CARTERET BORO	50,741,800	1,243,002,320	0	0	274,207,900	729,064,683	125,749,800	2,965,620	2,425,732,123
CRANBURY TWP	40,941,000	703,535,100	30,432,200	2,616,500	226,680,000	594,639,400	622,300	1,923,340	1,601,389,840
DUNELLEN BORO	497,300	125,490,900	0	0	14,113,200	3,136,300	1,514,200	25	144,751,925
EAST BRUNSWICK TWP	14,581,900	1,495,898,800	2,206,100	188,200	281,670,250	84,108,700	19,733,100	2,146,634	1,900,533,684
EDISON TWP	112,334,500	4,555,103,000	0	14,600	1,050,210,000	999,221,900	421,062,100	6,286,427	7,144,232,527
HELMETTA BORO	1,087,600	178,741,600	0	0	4,251,100	0	817,100	200,978	185,098,378
HIGHLAND PARK BORO	5,950,000	433,001,900	0	0	48,762,700	2,330,600	76,368,600	42	566,413,842
JAMESBURG BORO	2,465,400	196,192,100	0	0	30,047,500	700,000	7,436,600	1,267,088	238,108,688
METUCHEN BORO	9,643,100	836,211,900	0	0	117,355,800	36,595,900	34,209,500	0	1,034,016,200
MIDDLESEX BORO	5,127,200	391,098,400	0	0	33,801,000	54,542,800	9,851,200	600,111	495,020,711
MILLTOWN BORO	5,186,600	390,765,900	0	0	43,169,400	4,567,400	1,682,700	0	445,372,000
MONROE TWP	171,809,800	6,310,949,700	65,026,200	2,784,600	579,086,400	439,895,500	36,224,800	6,144,370	7,611,921,370
NEW BRUNSWICK CITY	16,251,200	1,440,687,000	0	0	1,024,292,400	307,901,200	587,668,600	10,000,000	3,386,800,400
NORTH BRUNSWICK TWP	42,898,900	1,565,223,600	1,182,300	36,100	398,754,000	271,527,800	206,409,100	0	2,486,031,800
OLD BRIDGE TWP	50,272,000	2,835,691,100	5,211,700	3,956,500	349,695,900	45,592,200	195,405,700	3,004,826	3,488,829,926
PERTH AMBOY	124,002,200	1,846,249,100	0	0	441,588,900	544,736,700	281,237,900	4,938,536	3,242,753,336
PISCATAWAY TWP	133,530,800	4,381,483,800	1,986,200	90,000	455,062,100	1,865,243,300	479,362,300	21,532,368	7,338,290,868
PLAINSBORO TWP	61,605,100	2,471,314,000	13,396,100	857,300	1,381,625,300	2,671,600	630,784,700	7,415,761	4,569,669,861
SAYREVILLE BORO	37,610,500	1,726,561,800	143,900	12,000	172,760,400	183,096,600	172,049,200	49	2,292,234,449
SOUTH AMBOY CITY	37,321,600	730,836,600	0	0	85,089,500	28,026,200	4,473,800	0	885,747,700
SOUTH BRUNSWICK TWP	80,825,100	2,475,693,900	14,175,100	1,811,800	284,554,900	810,800,800	88,993,700	6,783,915	3,763,639,215
SOUTH PLAINFIELD BO	15,101,354	902,029,080	0	82,500	171,041,621	304,596,988	20,777,800	1,934,318	1,415,563,661
SOUTH RIVER BORO	3,009,200	356,487,700	0	0	24,601,200	17,118,400	9,260,200	0	410,476,700
SPOTSWOOD BORO	6,633,700	647,996,500	0	0	59,215,800	18,364,800	7,055,300	0	739,266,100
WOODBRIIDGE TWP	42,625,600	2,040,128,100	0	0	644,046,700	255,761,300	190,342,500	4,196,310	3,177,100,510
COUNTY TOTALS	1,072,053,454	40,280,373,900	133,759,800	12,450,100	8,195,683,971	7,604,241,071	3,609,092,800	81,340,718	60,988,995,814

## Middlesex County Tax Assessors

District	Assessor	Municipal Address	Telephone
Carteret	Gerald Briscione	Borough of Carteret Municipal Building 100 Cooke Avenue, Carteret, NJ 07008	732-541-3820 Ext.3109
Cranbury	David Levy	Township of Cranbury Municipal Building 23-A No. Main Street, Cranbury, NJ 08512-3203	609-395-0900 Ext.235
Dunellen	Richard Gianchiglia	Borough of Dunellen Municipal Building 355 North Avenue, Dunellen, NJ 08812-1249	732-968-3323
East Brunswick	Frank Colon	East Brunswick Township Municipal Building 1 Jean Walling Civic Center, PO Box 1081 East Brunswick, NJ 08816-3529	732-390-6845
Edison	Joann Jimenez	Edison Township Municipal Building 100 Municipal Blvd. Edison, NJ 08817-3738	732-248-7211
Helmetta	Kenneth Pacera	Borough of Helmetta Municipal Building 51 Main Street Helmetta, NJ 08828	732-521-4946 Ext.102
Highland Park	Thomas Mancuso	Borough of Highland Park Municipal Building 221 South 5th Avenue, PO Box 1330 Highland Park, NJ 08904	732-819-3783
Jamesburg	Kenneth Pacera	Borough of Jamesburg Municipal Building 131 Perrineville Road, Jamesburg, NJ 08831-1672	732-521-2222 Ext.101
Metuchen	Anand (Andy) Verma	Borough of Metuchen Municipal Building 500 Main Street Metuchen, NJ 08840	732-632-8540
Middlesex	Thomas Reilly	Borough of Middlesex Municipal Building 1200 Mountain Avenue, Middlesex, NJ 08846	732-356-7400 Ext.270
Milltown	Sandy Potkulski	Borough of Milltown Municipal Building 39 Washington Avenue, Milltown, NJ 08850-1219	732-828-2100 Ext.142
Monroe	Mitchell Elias	Township of Monroe Municipal Building 1 Municipal Plaza, Monroe Twp., NJ 08831-1900	732-521-4400
New Brunswick	Philip Duchesneau	City of New Brunswick Municipal Building 78 Bayard Street, New Brunswick, NJ 08901-2113	732-745-5011
North Brunswick	Dianne Walker	Township of North Brunswick Municipal Building 710 Hermann Road North Brunswick, NJ 08902-2850	732-247-0922 Ext.465
Old Bridge	Brian Enright	Township of Old Bridge Municipal Building One Old Bridge Plaza, Old Bridge, NJ 08857-2497	732-721-5600 Ext.2700
Perth Amboy	William Fitzpatrick	City of Perth Amboy Municipal Building 260 High Street, Perth Amboy, NJ 08861-4451	732-826-0290 Ext.4029
Piscataway	Lisa Stephens	Township of Piscataway Municipal Building 455 Hoes Lane, Piscataway, NJ 08854-4147	732-562-2328
Plainsboro	Thomas Mancuso	Township of Plainsboro Municipal Building 641 Plainsboro Road, Plainsboro, NJ 08536-2008	609-799-0909 Ext.1410
Sayreville	Joseph Kupsch, Jr.	Borough of Sayreville Municipal Building 167 Main Street, Sayreville, NJ 08872-1149	732-390-7080
South Amboy	Brian Enright	City of South Amboy Municipal Building 140 No. Broadway, South Amboy, NJ 08879-1642	732-525-5986
South Brunswick	Mark Fitzpatrick	Township of South Brunswick Municipal Building 540 Ridge Road, PO Box 190 Monmouth Junction, NJ 08852-0190	732-329-4000 Ext.7230
South Plainfield	Mary Frances Hildebrandt	Borough of South Plainfield Municipal Building 2480 Plainfield Avenue, South Plainfield, NJ 07080-3531	908-226-7622
South River	Michael Frangella	Borough of South River Municipal Building 48 Washington Street, South River, NJ 08882-1247	732-257-1999 Ext.123
Spotswood	David Jasko	Borough of Spotswood Municipal Building 77 Summerhill Road, Spotswood, NJ 08884-1233	732-521-0700 Ext.835
Woodbridge	Richard Duda	Township of Woodbridge Municipal Building 1 Main Street, Woodbridge, NJ 07095-3352	732-634-4500 Ext.6410


## Middlesex County Tax Collectors

District	Collectors	Municipal Address	Telephone
Carteret	Patrick DeBlasio	Borough of Carteret Municipal Building 100 Cooke Avenue, Carteret, NJ 07008	732-541-3820 Ext.3101
Cranbury	Tanyika Johns	Township of Cranbury Municipal Building 23-A No. Main Street, Cranbury, NJ 08512-3203	609-395-0900 Ext.228
Dunellen	Patti Dougherty	Borough of Dunellen Municipal Building 355 North Avenue, Dunellen, NJ 08812-1249	732-968-1226
East Brunswick	Michelle O'Hara	East Brunswick Township Municipal Building 1 Jean Walling Civic Center, PO Box 1081 East Brunswick, NJ 08816-3529	732-390-6835
Edison	Lina Vallejo	Edison Township Municipal Building 100 Municipal Blvd. Edison, NJ 08817-3738	732-248-7220
Helmetta	Tina McDermott	Borough of Helmetta Municipal Building 51 Main Street Helmetta, NJ 08828	732-521-4946 Ext.103
Highland Park	Constance Ludden	Borough of Highland Park Municipal Building 221 South 5th Avenue, PO Box 1330 Highland Park, NJ 08904	732-819-3788
Jamesburg	Kevin Hatch	Borough of Jamesburg Municipal Building 131 Perrineville Road, Jamesburg, NJ 08831-1672	732-521-2222 Ext.110
Metuchen	Rebecca Cuthbert	Borough of Metuchen Municipal Building 500 Main Street Metuchen, NJ 08840	732-632-8512
Middlesex	Darcy DeVecchio	Borough of Middlesex Municipal Building 1200 Mountain Avenue, Middlesex, NJ 08846	732-356-7400 Ext.242
Milltown	Kelly McCormick	Borough of Milltown Municipal Building 39 Washington Avenue, Milltown, NJ 08850-1219	732-828-2100 Ext.129
Monroe	Luann McGraw-Rusell	Township of Monroe Municipal Building 1 Municipal Plaza, Monroe Twp., NJ 08831-1900	732-521-4400
New Brunswick	Marilyn Chetrancolo	City of New Brunswick Municipal Building 78 Bayard Street, New Brunswick, NJ 08901-2113	732-745-5030
North Brunswick	Laurie Hammarstrom	Township of North Brunswick Municipal Building 710 Hermann Road North Brunswick, NJ 08902-2850	732-247-0922 Ext.460
Old Bridge	Dawn Swoboda	Township of Old Bridge Municipal Building One Old Bridge Plaza, Old Bridge, NJ 08857-2497	732-721-5600 Ext.2950
Perth Amboy	Nancy Martin	City of Perth Amboy Municipal Building 260 High Street, Perth Amboy, NJ 08861-4451	732-826-0290 Ext.4022
Piscataway	Kathleen Silber	Township of Piscataway Municipal Building 455 Hoes Lane, Piscataway, NJ 08854-4147	732-562-2331
Plainsboro	Jesse Faasen	Township of Plainsboro Municipal Building 641 Plainsboro Road, Plainsboro, NJ 08536-2008	609-799-0909 Ext.1408
Sayreville	Donna Brodzinski	Borough of Sayreville Municipal Building 167 Main Street, Sayreville, NJ 08872-1149	732-390-7040
South Amboy	Joanne Katko	City of South Amboy Municipal Building 140 No. Broadway, South Amboy, NJ 08879-1642	732-525-5924
South Brunswick	Kathie Gilliland	Township of South Brunswick Municipal Building 540 Ridge Road, PO Box 190 Monmouth Junction, NJ 08852	732-329-4000 Ext.7307
South Plainfield	Kimberly Clifford	Borough of South Plainfield Municipal Building 2480 Plainfield Avenue, South Plainfield, NJ 07080-3531	908-226-7613
South River	Richard Dudas	Borough of South River Municipal Building 48 Washington Street, South River, NJ 08882-1247	732-257-1999 Ext.103
Spotswood	Shari Phillips	Borough of Spotswood Municipal Building 77 Summerhill Road, Spotswood, NJ 08884-1233	732-521-0700 Ext.830
Woodbridge	Richard Lorentzen	Township of Woodbridge Municipal Building 1 Main Street, Woodbridge, NJ 07095-3352	732-634-4500


# 2018 ABSTRACT OF RATABLES FOR THE COUNTY OF MIDDLESEX CERTIFICATION


TOTAL AMOUNT OF MISCELLANEOUS REVENUES (INCLUDING SURPLUS REVENUES APPROPRIATED ) FOR THE SUPPORT OF THE COUNTY BUDGET	\$80,044,751.00
RATE PER \$100 TO BE APPLIED TO COLUMN 11 FOR APPORTIONMENT OF COUNTY TAXES	.36703844
NET COUNTY TAXES APPORTIONED (COLUMN 12Aiii)	389,875,249.00
ADJUSTMENTS (NET TOTAL COLUMN 12Ai)	1,323,253.46
NET OVERPAYMENTS ARE ADDED TO THE NET TAXES APPORTIONED	
NET UNDERPAYMENTS ARE DEDUCTED FROM THE NET TAXES APPORTIONED	
RATE PER \$100 TO BE APPLIED TO COLUMN 11 FOR APPORTIONMENT OF LIBRARY TAXES	0
RATE PER \$100 TO BE APPLIED TO COLUMN 11 FOR APPORTIONMENT OF HEALTH TAXES	0
RATE PER \$100 TO BE APPLIED TO COLUMN 11 FOR APPORTIONMENT OF OPEN SPACE TAXES	.03000000

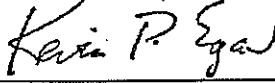
COUNTY PERCENTAGE LEVEL OF TAXABLE VALUE OF REAL PROPERTY IS 100%


ATTEST:   
 \_\_\_\_\_  
 Ryan Riccio, Tax Administrator

**MIDDLESEX COUNTY BOARD OF TAXATION**

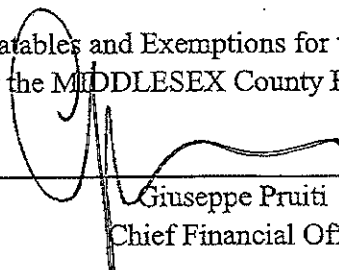
  
 \_\_\_\_\_  
 Richard Lorentzen, President

  
 \_\_\_\_\_  
 Michael E. Lachs, Commissioner

  
 \_\_\_\_\_  
 Kevin P. Egan, Commissioner

  
 \_\_\_\_\_  
 Richard Greene, Commissioner

I hereby certify this to be a true copy of the Abstract of Ratables and Exemptions for the County of MIDDLESEX, State of New Jersey for the year 2018 as filed with me by the MIDDLESEX County Board of Taxation.

  
 \_\_\_\_\_  
 Giuseppe Pruiti  
 Chief Financial Officer