

Middlesex County
2021
Abstract of Ratables
Middlesex County Board of Taxation

Richard Lorentzen
President

Michael E Lachs
Vice-President

Ryan Riccio, CTA/ Tax Administrator

Middlesex County Board of Taxation County Administration Building

75 Bayard Street, 4th Floor

New Brunswick, NJ 08901

Phone: 732-745-3350

Fax: 732-745-3767

2021 ABSTRACT OF RATABLES FOR THE COUNTY OF MIDDLESEX

TAXING DISTRICTS	1		2	3	4	5	6
	TAXABLE VALUE		TAXABLE VALUE OF LAND AND IMPROVEMENTS (COL 1A+1B)	TOTAL TAXABLE VALUE OF PARTIAL EXEMPTIONS & ABATEMENTS (ASSESSED VAL.)	NET TAXABLE VALUE OF LAND & IMPROVEMENTS (COL 2-3)	TAXABLE VALUE COMMUNICATION EQUIPMENT	NET TAXABLE VALUE (COL 4+5)
	(A)	(B)					
	LAND	IMPROVEMENTS (INCLUDES PARTIAL EXEMPTIONS & ABATEMENTS)					
01: CARTERET BORO	972,527,800	1,526,013,150	2,498,540,950	2,458,217	2,496,082,733	0	2,496,082,733
02: CRANBURY TWP	543,516,400	1,410,267,900	1,953,784,300	40,993,000	1,912,791,300	1,926,352	1,914,717,652
03: DUNELLEN BORO	222,696,500	472,507,900	695,204,400	0	695,204,400	1	695,204,401
04: EAST BRUNSWICK TWP	526,175,600	1,383,750,950	1,909,926,550	582,400	1,909,344,150	2,410,316	1,911,754,466
05: EDISON TWP	3,116,637,500	4,161,749,800	7,278,387,300	2,602,700	7,275,784,600	6,195,391	7,281,979,991
06: HELMETTA BORO	77,033,800	109,041,600	186,075,400	0	186,075,400	194,118	186,269,518
07: HIGHLAND PARK BORO	258,443,600	328,293,000	586,736,600	0	586,736,600	41	586,736,641
08: JAMESBURG BORO	78,795,800	159,852,400	238,648,200	75,000	238,573,200	1,342,602	239,915,802
09: METUCHEN BORO	476,229,500	615,534,900	1,091,764,400	0	1,091,764,400	0	1,091,764,400
10: MIDDLESEX BORO	162,571,200	328,358,134	490,929,334	1,500	490,927,834	553,723	491,481,557
11: MILLTOWN BORO	203,444,700	240,871,200	444,315,900	275,100	444,040,800	0	444,040,800
12: MONROE TWP	3,114,737,300	4,991,796,600	8,106,533,900	747,800	8,105,786,100	6,180,038	8,111,966,138
13: NEW BRUNSWICK CITY	1,322,045,100	2,161,402,000	3,483,447,100	0	3,483,447,100	10,000,000	3,493,447,100
14: NORTH BRUNSWICK TWP	809,523,400	1,736,980,000	2,546,503,400	6,257,600	2,540,245,800	0	2,540,245,800
15: OLD BRIDGE TWP	1,312,252,600	2,240,369,900	3,552,622,500	0	3,552,622,500	3,272,251	3,555,894,751
16: PERTH AMBOY	1,334,893,300	2,034,010,500	3,368,903,800	0	3,368,903,800	5,310,824	3,374,214,624
17: PISCATAWAY TWP	3,549,283,900	4,437,643,500	7,986,927,400	3,699,300	7,983,228,100	22,414,516	8,005,642,616
18: PLAINSBORO TWP	1,380,570,100	3,164,785,400	4,545,355,500	17,422,300	4,527,933,200	7,541,325	4,535,474,525
19: SAYREVILLE BORO	805,132,500	1,510,368,700	2,315,501,200	1,052,800	2,314,448,400	44	2,314,448,444
20: SOUTH AMBOY CITY	435,986,900	463,324,900	899,311,800	0	899,311,800	0	899,311,800
21: SOUTH BRUNSWICK TWP	1,461,521,900	2,653,648,100	4,115,170,000	31,096,300	4,084,073,700	7,325,148	4,091,398,848
22: SOUTH PLAINFIELD BOR	427,533,908	1,019,878,838	1,447,412,746	1,098,516	1,446,314,230	1,701,339	1,448,015,569
23: SOUTH RIVER BORO	632,830,100	876,749,000	1,509,579,100	0	1,509,579,100	0	1,509,579,100
24: SPOTSWOOD BORO	351,623,400	392,222,600	743,846,000	0	743,846,000	0	743,846,000
25: WOODBRIDGE TWP	904,994,400	2,277,231,200	3,182,225,600	4,688,400	3,177,537,200	3,883,753	3,181,420,953
MIDDLESEX	24,481,001,208	40,696,652,172	65,177,653,380	113,050,933	65,064,602,447	80,251,782	65,144,854,229

2021 ABSTRACT OF RATABLES FOR THE COUNTY OF MIDDLESEX

TAXING DISTRICTS	7	8	9		10		11
	GENERAL TAX RATE PER \$100	COUNTY EQUALI- ZATION RATIO	TRUE VALUE		EQUALIZATION		NET VALUATION FOR COUNTY TAX APPORTIONMENT (COL 6-9A+9B -10A+10B)
			(A) UEZ ABATEMENT EXPIRED	(B) CLASS II RAILROADS	(A) AMOUNTS DEDUCTED	(B) AMOUNTS ADDED	
01: CARTERET BORO	2.988	87.72%	0	0		383,935,898	2,880,018,631
02: CRANBURY TWP	1.789	91.76%	0	0		179,919,669	2,094,637,321
03: DUNELLEN BORO	3.108	101.43%	0	0	3,323,105		691,881,296
04: EAST BRUNSWICK TWP	11.137	24.82%	0	0		5,804,491,525	7,716,245,991
05: EDISON TWP	5.683	40.25%	0	0		10,862,990,895	18,144,970,886
06: HELMETTA BORO	3.157	82.47%	0	0		42,141,586	228,411,104
07: HIGHLAND PARK BORO	8.514	41.41%	0	0		833,990,284	1,420,726,925
08: JAMESBURG BORO	6.241	52.22%	0	0		219,384,658	459,300,460
09: METUCHEN BORO	6.225	43.39%	0	0		1,435,466,690	2,527,231,090
10: MIDDLESEX BORO	9.639	28.73%	0	0		1,226,449,061	1,717,930,618
11: MILLTOWN BORO	6.464	46.06%	0	0		523,389,667	967,430,467
12: MONROE TWP	2.505	80.98%	0	0		1,911,484,018	10,023,450,156
13: NEW BRUNSWICK CITY	2.479	94.99%	0	0		231,057,869	3,724,504,969
14: NORTH BRUNSWICK TWP	5.867	48.66%	0	0		2,716,097,584	5,256,343,384
15: OLD BRIDGE TWP	5.095	41.11%	0	0		5,103,203,409	8,659,098,160
16: PERTH AMBOY	2.979	93.24%	0	0		302,506,195	3,676,720,819
17: PISCATAWAY TWP	2.275	96.04%	0	0		367,080,445	8,372,723,061
18: PLAINSBORO TWP	2.413	97.50%	0	0		119,307,823	4,654,782,348
19: SAYREVILLE BORO	5.484	43.82%	0	0		3,026,170,369	5,340,618,813
20: SOUTH AMBOY CITY	2.885	90.77%	0	0		93,609,152	992,920,952
21: SOUTH BRUNSWICK TWP	4.990	42.87%	0	0		5,473,144,004	9,564,542,852
22: SOUTH PLAINFIELD BOR	6.440	32.99%	0	0		2,965,477,917	4,413,493,486
23: SOUTH RIVER BORO	2.337	99.20%	0	0		17,442,601	1,527,021,701
24: SPOTSWOOD BORO	3.480	85.94%	0	0		129,644,193	873,490,193
25: WOODBRIDGE TWP	11.005	25.35%	0	0		9,440,318,604	12,621,739,557
MIDDLESEX		%	0	0	3,323,105	53,408,704,116	118,550,235,240

2021 ABSTRACT OF RATABLES FOR THE COUNTY OF MIDDLESEX

TAXING DISTRICT	SECTION 12 - A							
	(i)	(ii)				(iii)	(iv)	(v)
	TOTAL COUNTY TAXES APPORTIONED	ADJUSTMENTS RESULTING FROM:				NET COUNTY TAXES APPORTIONED	MUNICIPAL BUDGET STATE AID	NET COUNTY TAXES APPORTIONED LESS STATE AID (COL.12 AIII-12AIV-COUNTY BPP ADJUSTMENT)
		(A) EQUAL TABLE APPEALS		(B) APPEALS & CORRECTIONS				
DEDUCT OVERPAY		ADD UNDERPAY	DEDUCT OVERPAY	ADD UNDERPAY				
01: CARTERET BORO	10,510,135.22	.00	.00	604.94	.00	10,509,530.28	.00	10,509,530.28
02: CRANBURY TWP	7,644,020.51	.00	.00	3,044.73	.00	7,640,975.78	.00	7,640,975.78
03: DUNELLEN BORO	2,524,902.41	.00	.00	4,453.93	.00	2,520,448.48	.00	2,520,448.48
04: EAST BRUNSWICK TWP	28,159,119.49	.00	.00	42,484.92	.00	28,116,634.57	.00	28,116,634.57
05: EDISON TWP	66,216,966.64	.00	.00	.00	31,971.26	66,248,937.90	.00	66,248,937.90
06: HELMETTA BORO	833,547.24	.00	.00	.00	.00	833,547.24	.00	833,547.24
07: HIGHLAND PARK BORO	5,184,699.83	.00	.00	3,203.99	.00	5,181,495.84	.00	5,181,495.84
08: JAMESBURG BORO	1,676,138.44	.00	.00	2,069.31	.00	1,674,069.13	.00	1,674,069.13
09: METUCHEN BORO	9,222,697.45	.00	.00	2,237.75	.00	9,220,459.70	.00	9,220,459.70
10: MIDDLESEX BORO	6,269,293.85	.00	.00	485.90	.00	6,268,807.95	.00	6,268,807.95
11: MILLTOWN BORO	3,530,471.96	.00	.00	1,984.30	.00	3,528,487.66	.00	3,528,487.66
12: MONROE TWP	36,578,866.33	.00	.00	52,512.92	.00	36,526,353.41	.00	36,526,353.41
13: NEW BRUNSWICK CITY	13,591,943.62	.00	.00	92,844.34	.00	13,499,099.28	.00	13,499,099.28
14: NORTH BRUNSWICK TWP	19,182,125.82	.00	.00	.00	76,027.62	19,258,153.44	.00	19,258,153.44
15: OLD BRIDGE TWP	31,599,897.16	.00	.00	.00	87,043.95	31,686,941.11	.00	31,686,941.11
16: PERTH AMBOY	13,417,563.54	.00	.00	.00	5,759.60	13,423,323.14	.00	13,423,323.14
17: PISCATAWAY TWP	30,554,820.24	.00	.00	36,574.87	.00	30,518,245.37	.00	30,518,245.37
18: PLAINSBORO TWP	16,986,831.75	.00	.00	.00	116,548.53	17,103,380.28	.00	17,103,380.28
19: SAYREVILLE BORO	19,489,674.58	.00	.00	1,423.45	.00	19,488,251.13	.00	19,488,251.13
20: SOUTH AMBOY CITY	3,623,495.13	.00	.00	2,310.26	.00	3,621,184.87	.00	3,621,184.87
21: SOUTH BRUNSWICK TWP	34,904,162.65	.00	.00	.00	740,045.04	35,644,207.69	.00	35,644,207.69
22: SOUTH PLAINFIELD BOR	16,106,289.33	.00	.00	7,294.12	.00	16,098,995.21	.00	16,098,995.21
23: SOUTH RIVER BORO	5,572,604.42	.00	.00	3,748.22	.00	5,568,856.20	.00	5,568,856.20
24: SPOTSWOOD BORO	3,187,653.01	.00	.00	.00	10,820.58	3,198,473.59	.00	3,198,473.59
25: WOODBRIDGE TWP	46,060,873.99	.00	.00	62,733.24	.00	45,998,140.75	.00	45,998,140.75
MIDDLESEX	432,628,794.61	.00	.00	320,011.19	1,068,216.58	433,377,000.00	.00	433,377,000.00

2021 ABSTRACT OF RATABLES FOR THE COUNTY OF MIDDLESEX

TAXING DISTRICTS	SECTION 12 - B			SECTION 12 - C		
	(A)	(B)	(C)	LOCAL TAXES TO BE RAISED FOR:		
	COUNTY LIBRARY TAXES APPORTIONED	COUNTY HEALTH SERVICE TAXES APPORTIONED	COUNTY OPEN SPACE TAXES APPORTIONED	(i) DISTRICT SCHOOL PURPOSES		
				(A) DISTRICT SCHOOL (adjusted for BPP)	(B) REG., CONSOL. & JOINT SCHOOL (adjusted for BPP)	(C) LOCAL SCHOOL (adjusted for BPP)
01: CARTERET BORO	.00	.00	863,954.93	30,029,799.00	.00	.00
02: CRANBURY TWP	.00	.00	628,130.69	18,312,234.00	.00	.00
03: DUNELLEN BORO	.00	.00	207,192.14	13,141,486.00	.00	.00
04: EAST BRUNSWICK TWP	.00	.00	2,311,308.56	137,813,315.00	.00	.00
05: EDISON TWP	.00	.00	5,445,789.62	235,013,168.00	.00	.00
06: HELMETTA BORO	.00	.00	68,523.33	3,637,354.00	.00	.00
07: HIGHLAND PARK BORO	.00	.00	425,949.94	30,534,631.00	.00	.00
08: JAMESBURG BORO	.00	.00	137,615.88	8,530,067.00	.00	.00
09: METUCHEN BORO	.00	.00	757,983.08	41,628,062.00	.00	.00
10: MIDDLESEX BORO	.00	.00	515,338.34	26,684,052.00	.00	.00
11: MILLTOWN BORO	.00	.00	290,062.09	17,756,203.00	.00	.00
12: MONROE TWP	.00	.00	3,002,626.14	119,435,985.00	.00	.00
13: NEW BRUNSWICK CITY	.00	.00	1,109,582.79	33,300,500.00	652,649.50	.00
14: NORTH BRUNSWICK TWP	.00	.00	1,584,190.00	91,701,700.00	.00	.00
15: OLD BRIDGE TWP	.00	.00	2,604,940.88	108,660,897.00	.00	.00
16: PERTH AMBOY	.00	.00	1,104,110.44	26,129,743.00	.00	.00
17: PISCATAWAY TWP	.00	.00	2,508,765.05	98,153,589.00	.00	.00
18: PLAINSBORO TWP	.00	.00	1,406,281.16	71,734,940.00	.00	.00
19: SAYREVILLE BORO	.00	.00	1,602,066.11	69,243,038.00	.00	.00
20: SOUTH AMBOY CITY	.00	.00	297,683.27	10,711,520.00	.00	.00
21: SOUTH BRUNSWICK TWP	.00	.00	2,945,326.27	121,848,879.00	.00	.00
22: SOUTH PLAINFIELD BOR	.00	.00	1,323,431.62	53,583,475.00	.00	.00
23: SOUTH RIVER BORO	.00	.00	457,792.35	18,166,716.00	.00	.00
24: SPOTSWOOD BORO	.00	.00	262,957.45	14,517,059.00	.00	.00
25: WOODBRIDGE TWP	.00	.00	3,775,111.50	194,187,056.00	.00	.00
MIDDLESEX	.00	.00	35,636,713.63	1,594,455,468.00	652,649.50	.00

2021 ABSTRACT OF RATABLES FOR THE COUNTY OF MIDDLESEX

TAXING DISTRICTS	SECTION 12 - C			SECTION 12 - D TOTAL LEVY ON WHICH TAX RATE IS COMPUTED
	LOCAL TAXES TO BE RAISED FOR:			
	(ii) LOCAL MUNICIPAL PURPOSES			
	(A) MUNICIPAL BUDGET (adjusted for BPP)	(B) MUNICIPAL OPEN SPACE BUDGET	(C) MUNICIPAL LIBRARY BUDGET	
01: CARTERET BORO	31,490,980.48	749,252.95	929,781.17	74,573,298.81
02: CRANBURY TWP	6,603,770.86	382,943.53	667,289.00	34,235,343.86
03: DUNELLEN BORO	5,507,176.00	.00	224,668.00	21,600,970.62
04: EAST BRUNSWICK TWP	41,723,677.61	382,350.89	2,551,452.00	212,898,738.63
05: EDISON TWP	101,074,039.66	.00	6,010,880.00	413,792,815.18
06: HELMETTA BORO	1,340,433.34	.00	.00	5,879,857.91
07: HIGHLAND PARK BORO	13,340,854.01	.00	469,275.16	49,952,205.95
08: JAMESBURG BORO	4,479,346.02	.00	151,697.64	14,972,795.67
09: METUCHEN BORO	15,514,663.14	.00	830,980.27	67,952,148.19
10: MIDDLESEX BORO	13,334,453.56	.00	570,459.02	47,373,110.87
11: MILLTOWN BORO	6,804,455.87	.00	321,034.85	28,700,243.47
12: MONROE TWP	39,719,967.54	1,216,000.00	3,237,986.60	203,138,918.69
13: NEW BRUNSWICK CITY	36,484,594.77	349,344.71	1,202,363.71	86,598,134.76
14: NORTH BRUNSWICK TWP	33,981,375.86	762,073.74	1,729,910.31	149,017,403.35
15: OLD BRIDGE TWP	35,357,064.00	.00	2,856,560.00	181,166,402.99
16: PERTH AMBOY	58,642,243.24	.00	1,190,514.00	100,489,933.82
17: PISCATAWAY TWP	48,011,898.68	.00	2,877,359.00	182,069,857.10
18: PLAINSBORO TWP	17,176,295.74	453,547.45	1,549,684.08	109,424,128.71
19: SAYREVILLE BORO	34,367,186.84	462,889.69	1,751,089.55	126,914,521.32
20: SOUTH AMBOY CITY	10,975,730.00	.00	331,405.20	25,937,523.34
21: SOUTH BRUNSWICK TWP	38,972,170.61	1,633,630.00	3,078,172.10	204,122,385.67
22: SOUTH PLAINFIELD BOR	20,781,820.29	.00	1,452,923.99	93,240,646.11
23: SOUTH RIVER BORO	10,576,471.00	.00	507,773.00	35,277,608.55
24: SPOTSWOOD BORO	7,617,141.64	.00	287,663.86	25,883,295.54
25: WOODBRIDGE TWP	101,928,460.00	.00	4,198,878.11	350,087,646.36
MIDDLESEX	735,806,270.76	6,392,032.96	38,979,800.62	2,845,299,935.47

2021 ABSTRACT OF RATABLES FOR THE COUNTY OF MIDDLESEX

TAXING DISTRICTS	SECTION 13						
	REAL PROPERTY EXEMPT FROM TAXATION						
	(A) PUBLIC SCHOOL	(B) OTHER SCHOOL	(C) PUBLIC PROPERTY	(D) CHURCH AND CHARITABLE	(E) CEMETERIES AND GRAVEYARDS	(F) OTHER EXEMPTS	(G) TOTAL AMOUNT OF EXEMPTS (13A+B+C+D+E+F)
01: CARTERET BORO	47,361,500	0	105,310,718	36,475,200	0	311,309,350	500,456,768
02: CRANBURY TWP	11,399,200	0	47,556,300	12,888,100	625,500	21,619,400	94,088,500
03: DUNELLEN BORO	21,991,900	1,643,600	12,115,500	14,999,200	0	3,182,300	53,932,500
04: EAST BRUNSWICK TWP	55,624,200	219,000	87,968,200	22,835,900	4,859,300	52,315,200	223,821,800
05: EDISON TWP	232,736,900	73,071,300	244,374,000	280,074,700	390,500	121,215,600	951,863,000
06: HELMETTA BORO	0	0	5,577,000	2,604,700	0	29,187,400	37,369,100
07: HIGHLAND PARK BORO	24,273,700	0	50,295,600	14,603,000	0	2,769,000	91,941,300
08: JAMESBURG BORO	10,619,500	0	2,562,800	9,312,600	832,700	3,704,500	27,032,100
09: METUCHEN BORO	23,563,800	10,870,000	30,871,300	29,579,700	1,758,900	17,406,800	114,050,500
10: MIDDLESEX BORO	12,332,500	1,179,100	16,130,400	3,345,900	18,300	11,727,066	44,733,266
11: MILLTOWN BORO	9,554,900	4,804,800	20,477,400	9,417,350	0	17,797,000	62,051,450
12: MONROE TWP	101,577,200	456,800	122,713,300	15,343,300	690,200	88,899,500	329,680,300
13: NEW BRUNSWICK CITY	367,888,600	1,072,453,300	592,787,850	1,319,361,000	19,632,700	918,171,200	4,290,294,650
14: NORTH BRUNSWICK TWP	207,298,200	0	185,801,100	14,436,600	11,208,800	10,914,200	429,658,900
15: OLD BRIDGE TWP	156,257,800	1,878,100	144,608,300	62,980,900	1,137,600	27,994,900	394,857,600
16: PERTH AMBOY	174,374,400	7,298,600	241,261,500	170,273,600	22,125,000	181,521,800	796,854,900
17: PISCATAWAY TWP	200,935,500	967,542,800	235,287,900	82,712,300	26,349,900	394,503,100	1,907,331,500
18: PLAINSBORO TWP	115,687,900	32,807,300	103,886,800	20,671,100	3,145,900	575,642,700	851,841,700
19: SAYREVILLE BORO	45,633,500	11,454,700	84,699,500	18,948,800	2,150,000	449,427,000	612,313,500
20: SOUTH AMBOY CITY	7,106,100	0	56,752,500	25,080,100	2,035,000	47,999,800	138,973,500
21: SOUTH BRUNSWICK TWP	153,481,400	5,700,000	170,773,000	39,047,900	20,081,800	12,631,500	401,715,600
22: SOUTH PLAINFIELD BOR	45,337,500	3,490,400	33,520,200	10,017,082	1,362,200	5,963,750	99,691,132
23: SOUTH RIVER BORO	32,903,600	3,015,200	39,043,600	48,272,800	2,991,600	4,712,500	130,939,300
24: SPOTSWOOD BORO	29,591,000	4,746,400	18,763,900	8,445,300	0	5,919,500	67,466,100
25: WOODBRIDGE TWP	85,119,800	2,300,000	206,515,660	60,473,300	26,105,800	247,866,700	628,381,260
MIDDLESEX	2,172,650,600	2,204,931,400	2,859,654,328	2,332,200,432	147,501,700	3,564,401,766	13,281,340,226

2021 ABSTRACT OF RATABLES FOR THE COUNTY OF MIDDLESEX

TAXING DISTRICTS	SECTION 14				SECTION 15	
	AMOUNT OF MISCELLANEOUS REVENUES TO SUPPORT LOCAL BUDGET				DEDUCTIONS ALLOWED	
	(A) SURPLUS REVENUE	(B) MISCELLANEOUS REVENUES ANTICIPATED	(C) RECEIPTS FROM DELINQUENT TAX	(D) TOTAL OF MISCELLANEOUS REVENUES (COL. 14A+B+C)	(A) SENIOR CITIZEN, DISABLED AND SURVIVING SPOUSE	(B) VETERANS AND WIDOWS
01: CARTERET BORO	3,000,000.00	9,734,701.05	750,000.00	13,484,701.05	36,250.00	75,750.00
02: CRANBURY TWP	1,535,000.00	3,699,640.04	450,747.88	5,685,387.92	250.00	16,250.00
03: DUNELLEN BORO	468,000.00	1,421,956.02	234,000.00	2,123,956.02	4,250.00	27,250.00
04: EAST BRUNSWICK TWP	3,200,000.00	21,663,335.97	1,555,000.00	26,418,335.97	44,000.00	177,750.00
05: EDISON TWP	6,521,305.00	36,938,320.12	.00	43,459,625.12	76,250.00	277,500.00
06: HELMETTA BORO	417,036.00	506,359.80	40,000.00	963,395.80	2,000.00	9,250.00
07: HIGHLAND PARK BORO	1,275,000.00	2,487,971.55	.00	3,762,971.55	3,000.00	20,000.00
08: JAMESBURG BORO	100,000.00	1,303,575.99	250,000.00	1,653,575.99	4,750.00	15,000.00
09: METUCHEN BORO	1,375,000.00	3,725,426.05	520,000.00	5,620,426.05	6,875.00	47,000.00
10: MIDDLESEX BORO	1,400,000.00	5,163,346.03	525,000.00	7,088,346.03	13,500.00	75,750.00
11: MILLTOWN BORO	737,504.78	3,433,067.97	185,000.00	4,355,572.75	5,000.00	49,500.00
12: MONROE TWP	9,900,000.00	10,954,231.95	1,550,000.00	22,404,231.95	66,000.00	513,250.00
13: NEW BRUNSWICK CITY	2,152,000.00	56,547,246.35	.00	58,699,246.35	16,500.00	26,250.00
14: NORTH BRUNSWICK TWP	3,300,000.00	11,976,462.24	.00	15,276,462.24	20,500.00	92,000.00
15: OLD BRIDGE TWP	6,150,000.00	15,323,930.00	1,225,000.00	22,698,930.00	77,750.00	259,500.00
16: PERTH AMBOY	5,144,274.00	16,124,875.94	30,000.00	21,299,149.94	42,500.00	52,000.00
17: PISCATAWAY TWP	11,370,765.33	16,663,721.30	1,000,000.00	29,034,486.63	38,500.00	153,500.00
18: PLAINSBORO TWP	3,500,000.00	7,321,204.90	215,000.00	11,036,204.90	7,500.00	32,250.00
19: SAYREVILLE BORO	3,560,000.00	22,986,952.68	975,000.00	27,521,952.68	58,500.00	195,000.00
20: SOUTH AMBOY CITY	1,130,000.00	7,042,483.49	.00	8,172,483.49	11,000.00	42,500.00
21: SOUTH BRUNSWICK TWP	.00	21,214,216.80	1,280,000.00	22,494,216.80	18,750.00	93,750.00
22: SOUTH PLAINFIELD BOR	1,970,000.00	7,595,996.80	885,000.00	10,450,996.80	29,750.00	118,000.00
23: SOUTH RIVER BORO	1,934,711.00	5,628,536.35	440,000.00	8,003,247.35	12,500.00	60,250.00
24: SPOTSWOOD BORO	1,117,000.00	2,530,031.07	415,000.00	4,062,031.07	5,500.00	42,250.00
25: WOODBRIDGE TWP	12,222,045.39	114,641,505.97	4,995,000.00	131,858,551.36	124,500.00	400,000.00
MIDDLESEX	83,479,641.50	406,629,096.43	17,519,747.88	507,628,485.81	725,875.00	2,871,500.00

2021 ABSTRACT OF RATABLES FOR THE COUNTY OF MIDDLESEX

TAXING DISTRICTS	ADDENDUM TO ABSTRACT OF RATABLES -- ASSESSED VALUE OF PARTIAL EXEMPTIONS & ABATEMENTS (COLUMN 3)								
	(1) POLLUTION CONTROL	(2) FIRE SUPPRESSION	(3) FALLOUT SHELTER	(4) WATER- SEWER FACILITY	(5) RENEWABLE ENERGY	(6) UEZ ABATEMENT	(7) HOME IMPROVEMENT	(8) MULTI- FAMILY DWELLING	(9) CLASS 4 ABATEMENT
01: CARTERET BORO	0	0	0	2,428,217	0	0	0	0	0
02: CRANBURY TWP	0	40,993,000	0	0	0	0	0	0	0
03: DUNELLEN BORO	0	0	0	0	0	0	0	0	0
04: EAST BRUNSWICK TWP	0	582,400	0	0	0	0	0	0	0
05: EDISON TWP	0	2,602,700	0	0	0	0	0	0	0
06: HELMETTA BORO	0	0	0	0	0	0	0	0	0
07: HIGHLAND PARK BORO	0	0	0	0	0	0	0	0	0
08: JAMESBURG BORO	0	0	0	0	0	0	0	0	0
09: METUCHEN BORO	0	0	0	0	0	0	0	0	0
10: MIDDLESEX BORO	0	0	0	0	0	0	0	0	0
11: MILLTOWN BORO	0	0	0	0	275,100	0	0	0	0
12: MONROE TWP	0	747,800	0	0	0	0	0	0	0
13: NEW BRUNSWICK CITY	0	0	0	0	0	0	0	0	0
14: NORTH BRUNSWICK TWP	0	3,724,600	0	0	2,533,000	0	0	0	0
15: OLD BRIDGE TWP	0	0	0	0	0	0	0	0	0
16: PERTH AMBOY	0	0	0	0	0	0	0	0	0
17: PISCATAWAY TWP	0	99,300	0	0	0	0	0	0	0
18: PLAINSBORO TWP	6,535,100	7,429,100	0	0	3,458,100	0	0	0	0
19: SAYREVILLE BORO	0	673,000	0	0	0	0	0	0	0
20: SOUTH AMBOY CITY	0	0	0	0	0	0	0	0	0
21: SOUTH BRUNSWICK TWP	0	31,096,300	0	0	0	0	0	0	0
22: SOUTH PLAINFIELD BOR	0	0	0	0	400,000	0	0	0	0
23: SOUTH RIVER BORO	0	0	0	0	0	0	0	0	0
24: SPOTSWOOD BORO	0	0	0	0	0	0	0	0	0
25: WOODBRIDGE TWP	0	2,464,500	0	0	0	0	0	0	0
MIDDLESEX	6,535,100	90,412,700	0	2,428,217	6,666,200	0	0	0	0

2021 ABSTRACT OF RATABLES FOR THE COUNTY OF MIDDLESEX

ADDENDUM TO ABSTRACT OF RATABLES -- ASSESSED VALUE OF PARTIAL EXEMPTIONS & ABATEMENTS (CONTINUED)

TAXING DISTRICTS	(10)	(11)	(12)	(13)	(14)	(15)	(16)	(17)
	DWELLING ABATEMENT	DWELLING EXEMPTION	NEW DWELLING CONVERSION ABATEMENT	NEW DWELLING CONVERSION EXEMPTION	MULTI-DWELLING EXEMPTION	MULTI-DWELLING ABATEMENT	COMMERCIAL/ INDUSTRIAL EXEMPTION	TOTAL VALUE
01: CARTERET BORO	0	30,000	0	0	0	0	0	2,458,217
02: CRANBURY TWP	0	0	0	0	0	0	0	40,993,000
03: DUNELLEN BORO	0	0	0	0	0	0	0	0
04: EAST BRUNSWICK TWP	0	0	0	0	0	0	0	582,400
05: EDISON TWP	0	0	0	0	0	0	0	2,602,700
06: HELMETTA BORO	0	0	0	0	0	0	0	0
07: HIGHLAND PARK BORO	0	0	0	0	0	0	0	0
08: JAMESBURG BORO	75,000	0	0	0	0	0	0	75,000
09: METUCHEN BORO	0	0	0	0	0	0	0	0
10: MIDDLESEX BORO	0	1,500	0	0	0	0	0	1,500
11: MILLTOWN BORO	0	0	0	0	0	0	0	275,100
12: MONROE TWP	0	0	0	0	0	0	0	747,800
13: NEW BRUNSWICK CITY	0	0	0	0	0	0	0	0
14: NORTH BRUNSWICK TWP	0	0	0	0	0	0	0	6,257,600
15: OLD BRIDGE TWP	0	0	0	0	0	0	0	0
16: PERTH AMBOY	0	0	0	0	0	0	0	0
17: PISCATAWAY TWP	0	3,600,000	0	0	0	0	0	3,699,300
18: PLAINSBORO TWP	0	0	0	0	0	0	0	17,422,300
19: SAYREVILLE BORO	379,800	0	0	0	0	0	0	1,052,800
20: SOUTH AMBOY CITY	0	0	0	0	0	0	0	0
21: SOUTH BRUNSWICK TWP	0	0	0	0	0	0	0	31,096,300
22: SOUTH PLAINFIELD BOR	659,716	38,800	0	0	0	0	0	1,098,516
23: SOUTH RIVER BORO	0	0	0	0	0	0	0	0
24: SPOTSWOOD BORO	0	0	0	0	0	0	0	0
25: WOODBRIDGE TWP	0	0	0	0	0	2,223,900	0	4,688,400
MIDDLESEX	1,114,516	3,670,300	0	0	0	2,223,900	0	113,050,933

2021 ABSTRACT OF RATABLES FOR THE COUNTY OF MIDDLESEX

ADDENDUM -- EQUALIZED VALUE BASED ON IN LIEU OF TAXES (COL.10B)

TAXING DISTRICTS	(1)	(2)	(3)	(4)	(5)
	C.12 PL 1977 IN LIEU OF TAX	NJ HOUSING FINANCE AGENCY	URBAN RENEWAL	OTHER	TOTAL
01: CARTERET BORO	0	0	0	0	0
02: CRANBURY TWP	0	0	0	0	0
03: DUNELLEN BORO	0	0	0	0	0
04: EAST BRUNSWICK TWP	0	0	0	0	0
05: EDISON TWP	0	0	0	0	0
06: HELMETTA BORO	0	0	0	0	0
07: HIGHLAND PARK BORO	0	0	0	0	0
08: JAMESBURG BORO	0	0	0	0	0
09: METUCHEN BORO	0	0	0	0	0
10: MIDDLESEX BORO	0	0	0	0	0
11: MILLTOWN BORO	0	0	0	0	0
12: MONROE TWP	0	0	0	0	0
13: NEW BRUNSWICK CITY	0	0	0	0	0
14: NORTH BRUNSWICK TWP	0	0	0	0	0
15: OLD BRIDGE TWP	0	0	0	0	0
16: PERTH AMBOY	0	0	0	0	0
17: PISCATAWAY TWP	0	0	0	0	0
18: PLAINSBORO TWP	0	0	0	0	0
19: SAYREVILLE BORO	0	0	0	0	0
20: SOUTH AMBOY CITY	0	0	0	0	0
21: SOUTH BRUNSWICK TWP	0	0	0	0	0
22: SOUTH PLAINFIELD BOR	0	0	0	0	0
23: SOUTH RIVER BORO	0	0	0	0	0
24: SPOTSWOOD BORO	0	0	0	0	0
25: WOODBRIDGE TWP	0	0	0	0	0
MIDDLESEX	0	0	0	0	0

2021 ABSTRACT OF RATABLES FOR THE COUNTY OF MIDDLESEX

TAXING DISTRICTS	BREAKDOWN OF GENERAL TAX RATE											
	COUNTY TAX	LIBRARY TAX	HEALTH SERVICE TAX	COUNTY OPEN SPACE TAX	DISTRICT SCHOOL TAX	REGIONAL SCHOOL TAX	LOCAL SCHOOL TAX	MUNICIPAL PURPOSE TAX	MUNICIPAL OPEN SPACE TAX	MUNICIPAL LIBRARY TAX	GENERAL TAX RATE	EFFECTIVE TAX RATE
01: CARTERET BORO	.422	.000	.000	.035	1.203	.000	.000	1.261	.030	.037	2.988	2.589
02: CRANBURY TWP	.400	.000	.000	.033	.957	.000	.000	.345	.020	.034	1.789	1.634
03: DUNELLEN BORO	.363	.000	.000	.030	1.891	.000	.000	.792	.000	.032	3.108	3.122
04: EAST BRUNSWICK TWP	1.471	.000	.000	.121	7.209	.000	.000	2.183	.020	.133	11.137	2.759
05: EDISON TWP	.910	.000	.000	.075	3.228	.000	.000	1.388	.000	.082	5.683	2.280
06: HELMETTA BORO	.448	.000	.000	.037	1.953	.000	.000	.719	.000	.000	3.157	2.574
07: HIGHLAND PARK BORO	.884	.000	.000	.073	5.205	.000	.000	2.273	.000	.079	8.514	3.516
08: JAMESBURG BORO	.698	.000	.000	.058	3.555	.000	.000	1.867	.000	.063	6.241	3.260
09: METUCHEN BORO	.845	.000	.000	.070	3.813	.000	.000	1.421	.000	.076	6.225	2.689
10: MIDDLESEX BORO	1.276	.000	.000	.105	5.429	.000	.000	2.713	.000	.116	9.639	2.758
11: MILLTOWN BORO	.795	.000	.000	.066	3.999	.000	.000	1.532	.000	.072	6.464	2.967
12: MONROE TWP	.451	.000	.000	.038	1.473	.000	.000	.489	.015	.039	2.505	2.027
13: NEW BRUNSWICK CITY	.387	.000	.000	.032	.954	.018	.000	1.044	.010	.034	2.479	2.325
14: NORTH BRUNSWICK TWP	.759	.000	.000	.063	3.610	.000	.000	1.337	.030	.068	5.867	2.835
15: OLD BRIDGE TWP	.892	.000	.000	.074	3.055	.000	.000	.994	.000	.080	5.095	2.092
16: PERTH AMBOY	.398	.000	.000	.033	.775	.000	.000	1.738	.000	.035	2.979	2.733
17: PISCATAWAY TWP	.382	.000	.000	.032	1.227	.000	.000	.599	.000	.035	2.275	2.175
18: PLAINSBORO TWP	.378	.000	.000	.032	1.581	.000	.000	.378	.010	.034	2.413	2.351
19: SAYREVILLE BORO	.843	.000	.000	.070	2.992	.000	.000	1.484	.020	.075	5.484	2.376
20: SOUTH AMBOY CITY	.403	.000	.000	.034	1.192	.000	.000	1.220	.000	.036	2.885	2.612
21: SOUTH BRUNSWICK TWP	.872	.000	.000	.072	2.979	.000	.000	.953	.039	.075	4.990	2.134
22: SOUTH PLAINFIELD BOR	1.112	.000	.000	.092	3.701	.000	.000	1.435	.000	.100	6.440	2.113
23: SOUTH RIVER BORO	.369	.000	.000	.031	1.204	.000	.000	.700	.000	.033	2.337	2.310
24: SPOTSWOOD BORO	.430	.000	.000	.036	1.952	.000	.000	1.024	.000	.038	3.480	2.963
25: WOODBRIDGE TWP	1.446	.000	.000	.119	6.104	.000	.000	3.204	.000	.132	11.005	2.774

2021 SPECIAL TAXING DISTRICTS
Middlesex County

Taxing District	Special Taxing District	Ratable Value	Budget	Tax Rate	District Rate
01: Carteret Borough	Spec Improvement S01	1,485,383,651	2,670,000.00	0.17975154	0.180
01: Carteret Borough	Spec Improvement S02	1,391,252,001	650,000.00	0.04672051	0.047
04: East Brunswick Township	Fire District F01	718,507,248	2,224,734.41	0.30963284	0.310
04: East Brunswick Township	Fire District F02	965,183,180	1,609,430.00	0.16674866	0.167
04: East Brunswick Township	Fire District F03	228,064,038	856,364.00	0.37549278	0.375
05: Edison Township	Garbage District G01	4,561,902,500	10,036,185.00	0.21999999	0.220
07: Highland Park Borough	Special Improvement S01	39,041,800	166,474.00	0.42639940	0.43
08: Jamesburg Borough	Fire District F01	239,915,802	472,000.00	0.19673569	0.197
09: Metuchen	Special Improvement SO1	104,711,500	225,000.00	0.21487611	0.215
12: Monroe Township	Fire District F01	1,947,934,813	2,516,315	0.12917860	0.130
12: Monroe Township	Fire District F02	3,287,014,613	4,777,691	0.14535046	0.146
12: Monroe Township	Fire District F03	2,877,016,712	6,264,904	0.21775696	0.218
15: Old Bridge	Fire District F01	324,515,866	492,400.00	0.1517337	0.152
15: Old Bridge	Fire District F02	1,186,990,021	1,983,525.00	0.1671054	0.168
15: Old Bridge	Fire District F03	1,861,522,307	1,955,638.00	0.1050558	0.106
15: Old Bridge	Fire District F04	182,787,057	606,103.00	0.3315897	0.332
16: City of Perth Amboy	Special Improvement S01	189,672,800	223,846.00	0.1180169	0.119
17: Piscataway Township	Fire District F01	3,615,449,829	1,492,571.00	0.0412831	0.042
17: Piscataway Township	Fire District F02	2,092,100,729	1,399,332.00	0.0668865	0.067
17: Piscataway Township	Fire District F03	487,465,929	323,529.00	0.0663696	0.067
17: Piscataway Township	Fire District F04	1,810,626,129	1,135,600.00	0.0627186	0.063
18: Plainsboro Township	Fire District F01	4,535,474,525	1,998,000.00	0.0440527	0.045
21: South Brunswick Township	Fire District F01	1,035,038,209	867,750.00	0.0838375	0.084
21: South Brunswick Township	Fire District F02	2,462,489,385	1,036,000.00	0.0420712	0.043
21: South Brunswick Township	Fire District F03	593,871,254	597,766.00	0.1006558	0.101
25: Woodbridge Township	Fire District F01	678,215,300	8,572,701.00	1.2640088	1.263
25: Woodbridge Township	Fire District F02	212,248,600	2,345,891.00	1.1052563	1.102
25: Woodbridge Township	Fire District F04	74,523,900	931,254.00	1.2496045	1.240
25: Woodbridge Township	Fire District F05	558,555,900	1,784,795.00	0.3195374	0.319
25: Woodbridge Township	Fire District F07	305,150,600	2,449,502.00	0.8027191	0.801
25: Woodbridge Township	Fire District F08	97,825,900	990,257.00	1.0122646	1.005
25: Woodbridge Township	Fire District F09	534,646,800	2,092,370.00	0.3913556	0.390
25: Woodbridge Township	Fire District F10	10,029,700	70,207.00	0.6999910	0.700
25: Woodbridge Township	Fire District F11	323,981,500	1,355,549.00	0.4184032	0.416
25: Woodbridge Township	Fire District F12	382,337,200	1,704,825.00	0.4458957	0.444

2021 ABSTRACT OF RATABLES FOR THE COUNTY OF MIDDLESEX

TAXING DISTRICT	SPECIAL TAXING DISTRICTS				
	SPECIAL TAXING DISTRICT	NUMBER OF RATABLES	RATABLE VALUE	BUDGET	SPECIAL DISTRICT RATE
01: CARTERET BORO	SPEC IMPROVEMENT: S01	290	1,234,851,083	1,917,650.00	.209
01: CARTERET BORO	SPEC IMPROVEMENT: S02	191	1,166,687,683	525,000.00	.061
04: EAST BRUNSWICK TWP	FIRE DISTRICT: F02	7,816	965,183,180	1,507,016.00	.157
04: EAST BRUNSWICK TWP	FIRE DISTRICT: F01	7,706	718,507,248	2,143,248.00	.299
04: EAST BRUNSWICK TWP	FIRE DISTRICT: F03	1,747	228,064,038	855,837.00	.376
05: EDISON TWP	GARBAGE DISTRICT: G01	17,303	4,561,902,500	10,040,773.71	.220
07: HIGHLAND PARK BORO	SPEC IMPROVEMENT: S01	129	39,041,800	166,474.00	.427
08: JAMESBURG BORO	FIRE DISTRICT: F01	1,830	239,915,802	463,000.00	.193
09: METUCHEN BORO	SPEC IMPROVEMENT: S01	123	104,711,500	225,000.00	.215
12: MONROE TWP	FIRE DISTRICT: F02	9,964	3,287,014,613	3,785,670.00	.116
12: MONROE TWP	FIRE DISTRICT: F03	7,769	2,877,016,712	4,991,899.00	.174
12: MONROE TWP	FIRE DISTRICT: F01	5,028	1,947,934,813	2,041,067.00	.105
15: OLD BRIDGE TWP	FIRE DISTRICT: F01	2,578	324,515,866	455,000.00	.141
15: OLD BRIDGE TWP	FIRE DISTRICT: F04	976	182,787,057	590,116.00	.323
15: OLD BRIDGE TWP	FIRE DISTRICT: F02	6,443	1,186,990,021	1,777,447.00	.150
15: OLD BRIDGE TWP	FIRE DISTRICT: F03	10,409	1,861,522,307	1,473,253.00	.080
16: PERTH AMBOY	SPEC IMPROVEMENT: S01	281	189,672,800	232,325.00	.123
17: PISCATAWAY TWP	FIRE DISTRICT: F02	3,979	2,092,100,729	1,287,832.00	.074
17: PISCATAWAY TWP	FIRE DISTRICT: F04	3,280	1,810,626,129	997,700.00	.056
17: PISCATAWAY TWP	FIRE DISTRICT: F01	5,667	3,615,449,829	1,239,048.00	.035
17: PISCATAWAY TWP	FIRE DISTRICT: F03	1,561	487,465,929	298,800.00	.062
18: PLAINSBORO TWP	FIRE DISTRICT: F01	5,794	4,535,474,525	1,998,000.00	.045
21: SOUTH BRUNSWICK TWP	FIRE DISTRICT: F01	5,190	1,035,038,209	852,120.00	.083
21: SOUTH BRUNSWICK TWP	FIRE DISTRICT: F02	7,438	2,462,489,385	1,019,600.00	.042
21: SOUTH BRUNSWICK TWP	FIRE DISTRICT: F03	2,116	593,871,254	585,996.00	.099
25: WOODBRIDGE TWP	FIRE DISTRICT: F08	925	97,825,900	915,470.00	.928
25: WOODBRIDGE TWP	FIRE DISTRICT: F07	3,195	305,150,600	2,302,939.00	.755
25: WOODBRIDGE TWP	FIRE DISTRICT: F04	442	74,523,900	859,070.00	1.144
25: WOODBRIDGE TWP	FIRE DISTRICT: F01	6,282	678,215,300	8,217,782.00	1.197
25: WOODBRIDGE TWP	FIRE DISTRICT: F09	4,260	534,646,800	2,051,622.00	.377
25: WOODBRIDGE TWP	FIRE DISTRICT: F05	4,407	558,555,900	1,739,896.00	.311
25: WOODBRIDGE TWP	FIRE DISTRICT: F11	3,212	323,981,500	1,320,929.00	.407
25: WOODBRIDGE TWP	FIRE DISTRICT: F12	4,104	382,337,200	1,673,232.00	.437
25: WOODBRIDGE TWP	FIRE DISTRICT: F02	1,532	212,248,600	2,225,932.00	1.036

2021 ABSTRACT OF RATABLES FOR THE COUNTY OF MIDDLESEX

TAXING DISTRICT	SPECIAL TAXING DISTRICTS				
	SPECIAL TAXING DISTRICT	NUMBER OF RATABLES	RATABLE VALUE	BUDGET	SPECIAL DISTRICT RATE
25:WOODBRIDGE TWP	FIRE DISTRICT: F10	9	13,913,453	66,998.40	.668

MIDDLESEX COUNTY 2021 TAX LEVY APPORTIONMENT ANALYSIS

MUNICIPALITY	TOTAL TAX LEVY	COUNTY TAX LEVY		MUNICIPAL TAX LEVY		SCHOOL TAX LEVY		COUNTY LIBRARY TAX		COUNTY OPEN SPACE TAX	
		COUNTY TAXES APPORTIONED	% OF TOTAL LEVY	TOTAL MUNICIPAL TAX LEVY	% OF TOTAL LEVY	TOTAL SCHOOL TAX LEVY	% OF TOTAL LEVY	TOTAL LIBRARY TAX LEVY	% OF TOTAL LEVY	TOTAL OPEN SPACE TAX LEVY	% OF TOTAL LEVY
01 CARTERET BORO	\$74,573,298.81	\$10,509,530.28	14.09%	\$33,170,014.60	44.48%	\$30,029,799.00	40.27%	\$.00	.00%	\$863,954.93	1.16%
02 CRANBURY TWP	\$34,235,343.86	\$7,640,975.78	22.32%	\$7,654,003.39	22.36%	\$18,312,234.00	53.49%	\$.00	.00%	\$628,130.69	1.83%
03 DUNELLEN BORO	\$21,600,970.62	\$2,520,448.48	11.67%	\$5,731,844.00	26.54%	\$13,141,486.00	60.84%	\$.00	.00%	\$207,192.14	.96%
04 EAST BRUNSWICK TWP	\$212,898,738.63	\$28,116,634.57	13.21%	\$44,657,480.50	20.98%	\$137,813,315.00	64.73%	\$.00	.00%	\$2,311,308.56	1.09%
05 EDISON TWP	\$413,792,815.18	\$66,248,937.90	16.01%	\$107,084,919.66	25.88%	\$235,013,168.00	56.79%	\$.00	.00%	\$5,445,789.62	1.32%
06 HELMETTA BORO	\$5,879,857.91	\$833,547.24	14.18%	\$1,340,433.34	22.80%	\$3,637,354.00	61.86%	\$.00	.00%	\$68,523.33	1.17%
07 HIGHLAND PARK BORO	\$49,952,205.95	\$5,181,495.84	10.37%	\$13,810,129.17	27.65%	\$30,534,631.00	61.13%	\$.00	.00%	\$425,949.94	.85%
08 JAMESBURG BORO	\$14,972,795.67	\$1,674,069.13	11.18%	\$4,631,043.66	30.93%	\$8,530,067.00	56.97%	\$.00	.00%	\$137,615.88	.92%
09 METUCHEN BORO	\$67,952,148.19	\$9,220,459.70	13.57%	\$16,345,643.41	24.05%	\$41,628,062.00	61.26%	\$.00	.00%	\$757,983.08	1.12%
10 MIDDLESEX BORO	\$47,373,110.87	\$6,268,807.95	13.23%	\$13,904,912.58	29.35%	\$26,684,052.00	56.33%	\$.00	.00%	\$515,338.34	1.09%
11 MILLTOWN BORO	\$28,700,243.47	\$3,528,487.66	12.29%	\$7,125,490.72	24.83%	\$17,756,203.00	61.87%	\$.00	.00%	\$290,062.09	1.01%
12 MONROE TWP	\$203,138,918.69	\$36,526,353.41	17.98%	\$44,173,954.14	21.75%	\$119,435,985.00	58.80%	\$.00	.00%	\$3,002,626.14	1.48%
13 NEW BRUNSWICK CITY	\$86,598,134.76	\$13,499,099.28	15.59%	\$38,036,303.19	43.92%	\$33,953,149.50	39.21%	\$.00	.00%	\$1,109,582.79	1.28%
14 NORTH BRUNSWICK TWP	\$149,017,403.35	\$19,258,153.44	12.92%	\$36,473,359.91	24.48%	\$91,701,700.00	61.54%	\$.00	.00%	\$1,584,190.00	1.06%
15 OLD BRIDGE TWP	\$181,166,402.99	\$31,686,941.11	17.49%	\$38,213,624.00	21.09%	\$108,660,897.00	59.98%	\$.00	.00%	\$2,604,940.88	1.44%
16 PERTH AMBOY	\$100,489,933.82	\$13,423,323.14	13.36%	\$59,832,757.24	59.54%	\$26,129,743.00	26.00%	\$.00	.00%	\$1,104,110.44	1.10%
17 PISCATAWAY TWP	\$182,069,857.10	\$30,518,245.37	16.76%	\$50,889,257.68	27.95%	\$98,153,589.00	53.91%	\$.00	.00%	\$2,508,765.05	1.38%
18 PLAINSBORO TWP	\$109,424,128.71	\$17,103,380.28	15.63%	\$19,179,527.27	17.53%	\$71,734,940.00	65.56%	\$.00	.00%	\$1,406,281.16	1.29%
19 SAYREVILLE BORO	\$126,914,521.32	\$19,488,251.13	15.36%	\$36,581,166.08	28.82%	\$69,243,038.00	54.56%	\$.00	.00%	\$1,602,066.11	1.26%
20 SOUTH AMBOY CITY	\$25,937,523.34	\$3,621,184.87	13.96%	\$11,307,135.20	43.59%	\$10,711,520.00	41.30%	\$.00	.00%	\$297,683.27	1.15%
21 SOUTH BRUNSWICK TWP	\$204,122,385.67	\$35,644,207.69	17.46%	\$43,683,972.71	21.40%	\$121,848,879.00	59.69%	\$.00	.00%	\$2,945,326.27	1.44%
22 SOUTH PLAINFIELD BOR	\$93,240,646.11	\$16,098,995.21	17.27%	\$22,234,744.28	23.85%	\$53,583,475.00	57.47%	\$.00	.00%	\$1,323,431.62	1.42%
23 SOUTH RIVER BORO	\$35,277,608.55	\$5,568,856.20	15.79%	\$11,084,244.00	31.42%	\$18,166,716.00	51.50%	\$.00	.00%	\$457,792.35	1.30%
24 SPOTSWOOD BORO	\$25,883,295.54	\$3,198,473.59	12.36%	\$7,904,805.50	30.54%	\$14,517,059.00	56.09%	\$.00	.00%	\$262,957.45	1.02%
25 WOODBRIDGE TWP	\$350,087,646.36	\$45,998,140.75	13.14%	\$106,127,338.11	30.31%	\$194,187,056.00	55.47%	\$.00	.00%	\$3,775,111.50	1.08%
** COUNTY TOTAL	\$2,845,299,935.47	\$433,377,000.00	15.23%	\$781,178,104.34	27.46%	\$1,595,108,117.5	56.06%	\$.00	.00%	\$35,636,713.63	1.25%

MIDDLESEX COUNTY 2021 RATABLE SUMMARY

MUNICIPALITY	CLASS 1	CLASS 2	CLASS 3A	CLASS 3B	CLASS 4A	CLASS 4B	CLASS 4C	PUB. UTIL.	TOTAL
CARTERET BORO	96,505,500	1,251,734,250	0	0	282,177,300	740,013,583	125,652,100	0	2,496,082,733
CRANBURY TWP	13,064,600	727,070,500	28,244,700	2,507,400	239,202,200	902,079,600	622,300	1,926,352	1,914,717,652
DUNELLEN BORO	7,941,300	607,958,600	0	0	63,758,400	7,407,900	8,138,200	1	695,204,401
EAST BRUNSWICK TWP	13,785,300	1,512,432,400	2,479,100	189,400	275,240,350	78,080,000	27,137,600	2,410,316	1,911,754,466
EDISON TWP	130,153,700	4,605,065,900	0	13,000	1,049,489,700	1,021,960,800	469,101,500	6,195,391	7,281,979,991
HELMETTA BORO	1,177,400	179,875,000	0	0	4,205,900	0	817,100	194,118	186,269,518
HIGHLAND PARK BORO	9,316,600	448,316,500	0	0	46,956,100	1,764,200	80,383,200	41	586,736,641
JAMESBURG BORO	2,408,500	197,928,800	0	0	30,099,300	700,000	7,436,600	1,342,602	239,915,802
METUCHEN BORO	6,977,800	862,523,500	0	0	124,572,700	37,420,900	60,269,500	0	1,091,764,400
MIDDLESEX BORO	5,364,800	390,742,834	0	0	32,160,800	52,808,200	9,851,200	553,723	491,481,557
MILLTOWN BORO	6,224,200	389,421,900	0	0	42,144,600	4,567,400	1,682,700	0	444,040,800
MONROE TWP	241,881,200	6,727,458,200	60,759,100	2,371,800	581,318,000	437,094,100	54,903,700	6,180,038	8,111,966,138
NEW BRUNSWICK CITY	13,419,700	1,525,750,600	0	0	982,876,000	347,729,600	613,671,200	10,000,000	3,493,447,100
NORTH BRUNSWICK TWP	36,537,400	1,599,201,100	1,182,300	28,300	401,907,100	289,783,800	211,605,800	0	2,540,245,800
OLD BRIDGE TWP	68,306,400	2,861,695,000	4,692,100	3,730,200	352,156,700	43,389,900	218,652,200	3,272,251	3,555,894,751
PERTH AMBOY	137,351,700	1,873,112,900	0	0	462,886,000	546,131,800	349,421,400	5,310,824	3,374,214,624
PISCATAWAY TWP	128,222,500	4,673,513,900	1,665,200	85,900	461,455,200	2,109,149,500	609,135,900	22,414,516	8,005,642,616
PLAINSBORO TWP	64,056,500	2,474,946,700	12,214,800	917,700	1,347,694,200	2,671,600	625,431,700	7,541,325	4,535,474,525
SAYREVILLE BORO	51,645,200	1,756,270,200	143,900	12,000	163,653,600	169,843,800	172,879,700	44	2,314,448,444
SOUTH AMBOY CITY	38,007,000	752,818,000	0	0	84,561,400	18,426,200	5,499,200	0	899,311,800
SOUTH BRUNSWICK TWP	62,852,400	2,554,551,500	12,968,800	1,526,000	369,537,700	993,643,600	88,993,700	7,325,148	4,091,398,848
SOUTH PLAINFIELD BO	13,407,154	927,491,662	0	82,500	167,433,726	316,524,188	21,375,000	1,701,339	1,448,015,569
SOUTH RIVER BORO	11,477,800	1,258,076,900	0	0	85,596,300	98,636,700	55,791,400	0	1,509,579,100
SPOTSWOOD BORO	6,366,800	651,299,700	0	0	60,759,400	18,364,800	7,055,300	0	743,846,000
WOODBRIIDGE TWP	40,485,000	2,073,543,000	0	0	595,274,400	271,543,400	196,691,400	3,883,753	3,181,420,953
COUNTY TOTALS	1,206,936,454	42,882,799,546	124,350,000	11,464,200	8,307,117,076	8,509,735,571	4,022,199,600	80,251,782	65,144,854,229

MIDDLESEX COUNTY 2021 LINE ITEM BREAKDOWN

MUNICIPALITY	1	2	3A	3B	4A	4B	4C	5	6	15A	15B	15C	15D	15E	15F	TOTAL
01 CARTERET BORO	126	5,170	0	0	129	81	23	13	1	7	0	377	43	0	93	6,063
02 CRANBURY TWP	101	1,197	44	83	105	54	1	8	1	1	0	53	9	1	25	1,683
03 DUNELLEN BORO	33	1,939	0	0	117	6	11	6	1	5	3	46	15	0	13	2,195
04 EAST BRUNSWICK TWP	468	15,986	20	55	622	104	11	9	3	21	1	336	39	11	153	17,839
05 EDISON TWP	895	25,506	0	5	891	325	74	84	1	42	23	532	125	3	153	28,659
06 HELMETTA BORO	37	869	0	0	11	0	1	0	1	0	0	75	2	0	2	998
07 HIGHLAND PARK BORO	166	3,091	0	0	175	6	54	1	1	9	0	66	38	0	15	3,622
08 JAMESBURG BORO	109	1,601	0	0	104	1	14	2	1	3	0	16	16	4	11	1,882
09 METUCHEN BORO	87	4,596	0	0	357	64	20	0	1	5	2	59	33	4	33	5,261
10 MIDDLESEX BORO	134	4,187	0	0	196	145	5	21	1	15	1	238	12	2	41	4,998
11 MILLTOWN BORO	66	2,386	0	0	91	3	5	4	1	5	1	59	12	0	21	2,654
12 MONROE TWP	1,726	21,053	133	283	194	54	9	3	4	17	1	874	30	5	295	24,681
13 NEW BRUNSWICK CITY	126	5,828	0	0	622	98	179	15	1	17	73	154	138	6	586	7,843
14 NORTH BRUNSWICK TWP	693	9,964	5	14	426	64	35	29	1	32	0	576	49	10	86	11,984
15 OLD BRIDGE TWP	1,181	18,513	29	120	499	56	30	7	4	19	1	711	45	5	115	21,335
16 PERTH AMBOY	225	7,715	0	0	781	65	187	30	1	30	2	216	151	9	58	9,470
17 PISCATAWAY TWP	443	13,534	5	9	271	193	28	7	4	30	55	429	36	9	124	15,177
18 PLAINSBORO TWP	86	5,498	16	63	117	2	11	3	1	5	3	59	12	2	156	6,034
19 SAYREVILLE BORO	387	12,028	1	3	392	72	24	1	1	7	3	315	17	8	119	13,378
20 SOUTH AMBOY CITY	106	2,752	0	0	146	7	8	0	1	3	0	58	10	1	137	3,229
21 SOUTH BRUNSWICK TWP	678	13,206	62	196	388	194	17	9	3	17	1	365	51	11	27	15,225
22 SOUTH PLAINFIELD BO	312	7,523	0	13	227	326	2	0	2	11	1	322	19	3	46	8,807
23 SOUTH RIVER BORO	233	4,322	0	0	184	26	28	2	1	2	1	242	90	5	14	5,150
24 SPOTSWOOD BORO	211	2,540	0	0	56	5	3	0	1	6	3	118	14	0	18	2,975
25 WOODBRIDGE TWP	559	26,470	0	0	1,063	166	110	74	1	48	1	801	85	30	155	29,563
** COUNTY TOTALS	9,188	217,474	315	844	8,164	2,117	890	328	39	357	176	7,097	1,091	129	2,496	250,705


CLASS 1: VACANT CLASS 2: RESIDENTIAL CLASS 3A: REGULAR FARM CLASS 3B: QUALIFIED FARM CLASS 4A: COMMERCIAL
 CLASS 4B: INDUSTRIAL CLASS 4C: APARTMENTS CLASS 5: RAILROADS CLASS 6: PERS. PROPERTY CLASS 15A: PUBLIC SCHOOL
 CLASS 15B: OTHER SCHOOL CLASS 15C: PUBLIC PROP. CLASS 15D: CHURCH & CHAR. CLASS 15E: CEMETERIES CLASS 15F: OTHER

District	Assessor	Collector
Carteret 100 Cooke Ave Carteret, NJ 07008	Jay Briccione 732-541-3825 x110 bricstone@carteret.net	Patrick Debbasio 732-541-3820 x3101 debbasio@carteret.net
Cranbury 23-A North Main St Cranbury, NJ 08812	David Levy 609-664-3134 dlevy@cranbury-nj.com	Toni Mullien 609-664-3132 tmullien@cranbury-nj.com
Dunellen 355 North Ave Dunellen, NJ 08812	Dawn Gutschall 732-289-8131 dgutschall@dunellenborough.com	Dawn Hutchinson 732-968-1226 dhutchison@dunellenborough.com
East Brunswick 1 Jean Walling Civic Center East Brunswick, NJ 08816	Franklin P Colton 732-390-6845 frank.colton@eastbrunswick.org	Michelle O'Hara 732-390-6835 x6861 michelle.o'hara@eastbrunswick.org
Edison 100 Municipal Boulevard Edison, NJ 08817	JoAnn Jimenez 732-248-7211 jimenez@edisonnj.org	Lina Vallejo 732-248-7220 vallejo@edisonnj.org
Helmetta 51 Main Street Helmetta, NJ 08828	Kenneth A Pacera 732-521-4946 x102 boroughcta@gmail.com	Tina McDermott 732-521-4946 x103 tmcdermott@helmettaboro.com
Highland Park 221 South 5 th Ave Highland Park, NJ 08904	Thomas Mancuso 732-819-3783 tmancuso@hpboro.com	Elsa Diaz 732-819-3787 eliaz@hpboro.com
Jamesburg 131 Pennineville Road Jamesburg, NJ 08831	Kenneth A Pacera 732-521-2222 x101 boroughcta@gmail.com	Kevin Hatch 732-521-2222 x108 khatch@jamesburgborough.org
Metuchen 500 Main Street Metuchen, NJ 08840	Andy Verma 732-632-8516 averma@metuchen.com	Rebecca Cuthbert 732-632-8512 bcuthbert@metuchen.com
Middlesex 1200 Mountain Ave Middlesex, NJ 08846	Thomas Reilly 732-356-7400 x270 assessor@middlesexboro-nj.gov	Darcy Delvecchio 732-356-7400 x242 ddelvecchio@middlesexboro-nj.gov
Milltown 39 Washington Ave Milltown, NJ 08850	Sandy Potkuisi 732-828-2100 x142 spotkuisi@milltownboro.com	Kelly McCormick 732-828-2100 x128 kmcormick@milltownboro.com
Monroe Township 1 Municipal Plaza Monroe Township, NJ 08831	Mitchell Elias 732-521-4400 melias@monroetwp.com	Samantha Rampack 732-521-4405 srampack@monroetwp.com
New Brunswick 78 Bayard Street New Brunswick, NJ 08901	Philip Duchesneau 732-745-5011 pduchesneau@cityofnewbrunswick.org	Marilyn Chetrancolo 732-745-5030 mchetrancolo@cityofnewbrunswick.org
North Brunswick 710 Hermann Road North Brunswick, NJ 08902	Alaina Wyszocke 732-247-0922 x465 TWPNBtaxassessor@northbrunswicknj.gov	Richard Lorentzen 732-247-0922 x460 TWPNBtaxcollector@northbrunswicknj.gov
Old Bridge 1 Old Bridge Plaza Old Bridge, NJ 08857	Brian Enright 732-721-5600 x2799 benright@oldbridge.com	Dawn Swoboda 732-721-5600 x2999 dswoboda@oldbridge.com
Perth Amboy 260 High Street Perth Amboy, NJ 08861	William Fitzpatrick 732-826-8680 wfitzpatrick@perthamboynj.org	Nancy Martin 732-826-0290 x4022 nmartin@perthamboynj.org
Piscataway 455 Hoes Lane Piscataway, NJ 08854	Lisa E Stephens 732-562-2328 lstephens@piscataway.org	Alex Moise 732-562-2331 amoise@piscataway.org
Plainsboro 641 Plainsboro Road Plainsboro, NJ 08536	Thomas Mancuso 609-799-0909 x1410 tmancuso@plainsboronj.com	Jesse Faasen 609-799-0909 x1408 jfaasen@plainsboronj.com
Sayreville 167 Main Street Sayreville, NJ 08872	Joseph J Kupsch 732-390-7081 miles@sayreville.com	Sean Nolan 732-390-7036 snolan@sayreville.com
South Amboy 141 N Broadway South Amboy, NJ 08879	Brian Enright 732-727-4600 enright@southamboynj.gov	Joanne Katko 732-525-5924 katkoj@southamboynj.gov
South Brunswick 540 Ridge Road South Brunswick, NJ 08852	Mark Fitzpatrick 732-329-4000 x7230 mfitzpat@sbtnj.net	Kathie Gilliland 732-329-4000 x7307 kgillilia@sbtnj.net
South Plainfield 2480 Plainfield Ave South Plainfield, NJ 07080	Mary Frances Hildebrandt 908-226-7622 mhildebrandt@southplainfieldnj.com	Kim Clifford 908-226-7610 kclifford@southplainfieldnj.com
South River 48 Washington Street South River, NJ 08882	Michael Frangella 732-257-1999 x123 mfrangella@inden-nj.org	Richard Dudas 732-257-1999 x106 rdudas@southrivernj.org
Spotswood 77 Sumnerhill Road Spotswood, NJ 08884	Dave Jasko 732-251-0700 x835 djasko@spotswoodboro.com	Colleen Castonova 732-251-0700 x831 ccastonova@spotswoodboro.com
Woodbridge 1 Main Street Woodbridge, NJ 07095	Richard Duda 732-634-4500 x6410 Richard.duda@twp.woodbridge-nj.us	Richard Lorenzen 732-634-4500 x4530 rich.lorentzen@twp.woodbridge-nj.us

2021 ABSTRACT OF RATABLES FOR THE COUNTY OF MIDDLESEX

Total Amount of Miscellaneous Revenues (included Surplus Revenues Appropriated) for the Support of the County Budget	102,040,000.00
Rate per \$100 to be applied to Column 11 for apportionment of County Taxes36493289
Net County Taxes Apportioned (Column 12 A iii)	433,377,000.00
* Adjustments (Net Total (Column 12 A i))	-748,205.39
* Net Overpayments are added to the Net Taxes Apportioned Net Underpayments are deducted from the Net Taxes Apportioned	
Rate per \$100 to be applied to Column 11 for apportionment of Library Taxes00000000
Rate per \$100 to be applied to Column 11 for apportionment of Health Taxes00000000
Rate per \$100 to be applied to Column 11 for apportionment of Open Space Taxes03000000
County Percentage Level of Taxable Value of Real Property is 100%	


MIDDLESEX COUNTY BOARD OF TAXATION



 Richard Lorentzen, President

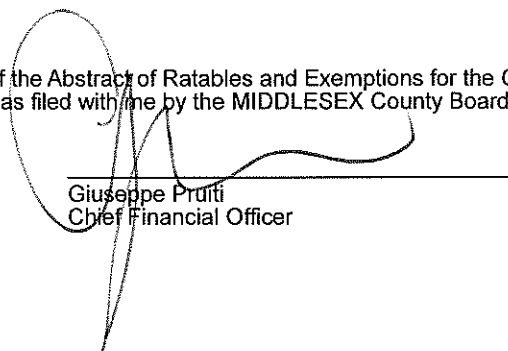


 Michael E. Lachs, Commissioner

ATTEST: 

 Ryan Riccio, Tax Administrator

I hereby certify this to be a true copy of the Abstract of Ratables and Exemptions for the County of MIDDLESEX, State of New Jersey for the year 2021 as filed with me by the MIDDLESEX County Board of Taxation



 Giuseppe Pruiti
 Chief Financial Officer