

Middlesex County
2022
Abstract of Ratables
Middlesex County Board of Taxation

Richard Lorentzen
President

Michael E. Lachs
Vice-President

Shelia Hobson
Commissioner

Ryan Riccio, CTA/ Tax Administrator

Middlesex County Board of Taxation
County Administration Building
75 Bayard Street, 4th Floor
New Brunswick, NJ 08901
Phone: 732-745-3350
Fax: 732-745-3767

2022 Abstract of Ratables for the County of Middlesex

Taxing District	1		2	3	4	5	6
	Taxable Value		Taxable Value of Land and Improvements (Col 1A+1B)	Total Taxable Value Of Partial Exemptions & Abatements (Assessed Value)	Net Taxable Value of Land & Improvements (Col 2-3)	Taxable Value Communication Equipment	Net Taxable Value (Col 4+5)
	(A) Land	(B) Improvements (Includes Partial Exemptions & Abatements)					
01 Carteret	974,646,900	1,517,743,500	2,492,390,400	2,458,217	2,489,932,183	0	2,489,932,183
02 Cranbury Twp	544,417,100	1,427,043,000	1,971,460,100	41,630,100	1,929,830,000	2,025,023	1,931,855,023
03 Dunellen	222,334,400	576,146,300	798,480,700	0	798,480,700	0	798,480,700
04 East Brunswick Twp	526,529,300	1,385,423,050	1,911,952,350	582,400	1,911,369,950	2,188,943	1,913,558,893
05 Edison Twp	3,119,403,200	4,229,396,400	7,348,799,600	2,602,700	7,346,196,900	5,762,100	7,351,959,000
06 Helmetta	77,176,000	109,367,500	186,543,500	0	186,543,500	178,606	186,722,106
07 Highland Park	257,862,800	336,206,000	594,068,800	0	594,068,800	42	594,068,842
08 Jamesburg	78,821,000	160,857,100	239,678,100	75,000	239,603,100	1,258,336	240,861,436
09 Metuchen	476,168,400	622,155,900	1,098,324,300	0	1,098,324,300	0	1,098,324,300
10 Middlesex	162,273,700	328,537,584	490,811,284	1,500	490,809,784	497,992	491,307,776
11 Milltown	203,443,900	241,072,900	444,516,800	275,100	444,241,700	0	444,241,700
12 Monroe Twp	3,156,641,300	5,093,917,500	8,250,558,800	747,800	8,249,811,000	5,909,313	8,255,720,313
13 New Brunswick City	1,316,945,800	2,190,087,550	3,507,033,350	100,000	3,506,933,350	10,000,000	3,516,933,350
14 North Brunswick Twp	811,898,700	1,742,138,100	2,554,036,800	6,260,600	2,547,776,200	0	2,547,776,200
15 Old Bridge Twp	1,313,392,600	2,248,280,800	3,561,673,400	0	3,561,673,400	3,129,137	3,564,802,537
16 Perth Amboy City	1,345,690,400	2,062,323,700	3,408,014,100	0	3,408,014,100	5,304,357	3,413,318,457
17 Piscataway Twp	3,740,746,900	4,850,512,500	8,591,259,400	4,222,400	8,587,037,000	23,080,672	8,610,117,672
18 Plainsboro Twp	1,378,795,900	3,131,064,000	4,509,859,900	17,075,500	4,492,784,400	7,578,094	4,500,362,494
19 Sayreville	805,602,800	1,527,712,400	2,333,315,200	969,700	2,332,345,500	42	2,332,345,542
20 South Amboy City	437,941,800	463,299,800	901,241,600	0	901,241,600	0	901,241,600
21 South Brunswick Twp	1,470,699,900	2,725,972,300	4,196,672,200	30,646,000	4,166,026,200	6,926,446	4,172,952,646
22 South Plainfield	433,701,808	1,026,399,099	1,460,100,907	1,105,916	1,458,994,991	1,615,150	1,460,610,141
23 South River	633,032,700	880,453,400	1,513,486,100	0	1,513,486,100	0	1,513,486,100
24 Spotswood	355,692,700	393,406,100	749,098,800	0	749,098,800	0	749,098,800
25 Woodbridge Twp	902,274,500	2,294,934,500	3,197,209,000	4,688,400	3,192,520,600	3,777,573	3,196,298,173
Total	24,746,134,508	41,564,450,983	66,310,585,491	113,441,333	66,197,144,158	79,231,826	66,276,375,984

2022 Abstract of Ratables for the County of Middlesex

Taxing District	7 General Tax Rate Per \$100	9 True Value				10 Equalization		11 Net Valuation For County Tax Apportionment (Col 6-9A+9B -10A+10B)
		8 County Equali- zation Ratio	(A)	(B)	(A)	(B)		
			UEZ Abatement Expired	Class II Railroads	Amounts Deducted	Amounts Added		
01 Carteret	3.020	80.61%	0	0	0	633,033,895	3,122,966,078	
02 Cranbury Twp	1.782	96.15%	0	0	0	85,832,639	2,017,687,662	
03 Dunellen	2.761	103.82%	0	0	22,608,356	0	775,872,344	
04 East Brunswick Twp	11.463	23.24%	0	0	0	6,334,349,580	8,247,908,473	
05 Edison Twp	5.705	38.19%	0	0	0	11,947,787,709	19,299,746,709	
06 Helmetta	3.233	76.72%	0	0	0	59,237,544	245,959,650	
07 Highland Park	8.523	41.93%	0	0	0	826,520,312	1,420,589,154	
08 Jamesburg	6.382	49.66%	0	0	0	244,013,047	484,874,483	
09 Metuchen	6.371	39.97%	0	0	0	1,660,534,699	2,758,858,999	
10 Middlesex	9.891	25.80%	0	0	0	1,420,922,401	1,912,230,177	
11 Milltown	6.601	43.31%	0	0	0	584,786,853	1,029,028,553	
12 Monroe Twp	2.517	76.97%	0	0	0	2,476,155,089	10,731,875,402	
13 New Brunswick City	2.489	91.06%	0	0	0	392,652,529	3,909,585,879	
14 North Brunswick Twp	6.010	45.06%	0	0	0	3,145,085,884	5,692,862,084	
15 Old Bridge Twp	5.181	39.43%	0	0	0	5,485,373,175	9,050,175,712	
16 Perth Amboy City	2.975	90.27%	0	0	0	427,553,394	3,840,871,851	
17 Piscataway Twp	2.188	92.75%	0	0	0	709,167,227	9,319,284,899	
18 Plainsboro Twp	2.463	97.13%	0	0	0	135,914,406	4,636,276,900	
19 Sayreville	5.545	42.02%	0	0	0	3,278,519,073	5,610,864,615	
20 South Amboy City	2.934	83.87%	0	0	0	175,522,039	1,076,763,639	
21 South Brunswick Twp	5.011	40.82%	0	0	0	6,068,240,157	10,241,192,803	
22 South Plainfield	6.595	31.36%	0	0	0	3,220,875,237	4,681,485,378	
23 South River	2.428	89.70%	0	0	0	179,224,851	1,692,710,951	
24 Spotswood	3.508	81.05%	0	0	0	183,058,077	932,156,877	
25 Woodbridge Twp	11.096	24.72%	0	0	0	9,808,506,028	13,004,804,201	
Total					22,608,356	59,482,865,845	125,736,633,473	

2022 Abstract of Ratables for the County of Middlesex

Taxing District	Section 12A							
	(i) Total County Taxes Apportioned	(ii) Adjustments Resulting From:				(iii) Net County Taxes Apportioned	(iv) Municipal Budget State Aid	(v) Net County Taxes Apportioned Less State Aid (Col 12A(iii)) -12A(iv)-County BPP Adjustment)
		(A) Equal Table Appeals		(B) Appeals & Corrections				
		Deduct Overpay	Add Underpay	Deduct Overpay	Add Underpay			
01 Carteret	11,091,711.51	0.00	0.00	0.00	6,960.79	11,098,672.30	0.00	11,098,672.30
02 Cranbury Twp	7,166,139.15	0.00	0.00	0.00	0.00	7,166,139.15	0.00	7,166,139.15
03 Dunellen	2,755,634.23	0.00	0.00	1,682.85	0.00	2,753,951.38	0.00	2,753,951.38
04 East Brunswick Twp	29,293,760.83	0.00	0.00	27,772.97	0.00	29,265,987.86	0.00	29,265,987.86
05 Edison Twp	68,546,124.89	0.00	0.00	151,135.47	0.00	68,394,989.42	0.00	68,394,989.42
06 Helmetta	873,564.88	0.00	0.00	0.00	0.00	873,564.88	0.00	873,564.88
07 Highland Park	5,045,448.68	0.00	0.00	1,253.82	0.00	5,044,194.86	0.00	5,044,194.86
08 Jamesburg	1,722,108.97	0.00	0.00	0.00	0.00	1,722,108.97	0.00	1,722,108.97
09 Metuchen	9,798,527.22	0.00	0.00	1,091.82	0.00	9,797,435.40	0.00	9,797,435.40
10 Middlesex	6,791,590.09	0.00	0.00	0.00	1,401.26	6,792,991.35	0.00	6,792,991.35
11 Milltown	3,654,758.83	0.00	0.00	706.76	0.00	3,654,052.07	0.00	3,654,052.07
12 Monroe Twp	38,115,965.08	0.00	0.00	23,763.50	0.00	38,092,201.58	0.00	38,092,201.58
13 New Brunswick City	13,885,517.05	0.00	0.00	0.00	104,140.56	13,989,657.61	0.00	13,989,657.61
14 North Brunswick Twp	20,219,106.56	0.00	0.00	0.00	21,493.09	20,240,599.65	0.00	20,240,599.65
15 Old Bridge Twp	32,143,140.73	0.00	0.00	0.00	20,841.95	32,163,982.68	0.00	32,163,982.68
16 Perth Amboy City	13,641,468.23	0.00	0.00	0.00	64,788.49	13,706,256.72	0.00	13,706,256.72
17 Piscataway Twp	33,098,924.88	0.00	0.00	95,845.31	0.00	33,003,079.57	0.00	33,003,079.57
18 Plainsboro Twp	16,466,475.97	0.00	0.00	0.00	277.04	16,466,753.01	0.00	16,466,753.01
19 Sayreville	19,927,879.49	0.00	0.00	1,284.73	0.00	19,926,594.76	0.00	19,926,594.76
20 South Amboy City	3,824,297.59	0.00	0.00	0.00	11,997.31	3,836,294.90	0.00	3,836,294.90
21 South Brunswick Twp	36,373,227.66	0.00	0.00	0.00	328.92	36,373,556.58	0.00	36,373,556.58
22 South Plainfield	16,627,041.08	0.00	0.00	0.00	5,776.86	16,632,817.94	0.00	16,632,817.94
23 South River	6,011,932.59	0.00	0.00	2,498.87	0.00	6,009,433.72	0.00	6,009,433.72
24 Spotswood	3,310,703.64	0.00	0.00	0.00	17,936.59	3,328,640.23	0.00	3,328,640.23
25 Woodbridge Twp	46,188,632.45	0.00	0.00	12,269.04	0.00	46,176,363.41	0.00	46,176,363.41
Total	446,573,682.28			319,305.14	255,942.86	446,510,320.00		446,510,320.00

2022 Abstract of Ratables for the County of Middlesex

Taxing District	Section 12-B			Section 12-C						Section 12-D
	(A)	(B)	(C)	Local Taxes to be Raised for:						
	County Library Taxes Apportioned	County Health Svcs Taxes Apportioned	County Open Space Taxes Apportioned	(i) District School Purposes			(ii) Local Municipal Purposes			
				(A) District School (adj for BPP)	(B) Reg., Consol. & Joint School (adj for BPP)	(C) Local School (adj for BPP)	(A) Municipal Budget (adj for BPP)	(B) Municipal Open Space Budget	(C) Municipal Library Budget	
01 Carteret	0.00	0.00	937,473.10	29,753,886.00	0.00	0.00	31,606,258.42	746,979.65	1,032,163.19	75,175,432.66
02 Cranbury Twp	0.00	0.00	605,306.30	18,918,289.00	0.00	0.00	6,674,297.95	386,371.00	663,769.00	34,414,172.40
03 Dunellen	0.00	0.00	232,621.64	13,298,224.00	0.00	0.00	5,507,176.00	0.00	246,369.00	22,038,342.02
04 East Brunswick Twp	0.00	0.00	2,472,080.16	142,410,297.00	0.00	0.00	42,080,759.06	382,718.06	2,739,390.00	219,351,232.14
05 Edison Twp	0.00	0.00	5,777,377.74	235,066,822.00	0.00	0.00	103,044,983.43	734,619.69	6,352,573.40	419,371,365.68
06 Helmetta	0.00	0.00	73,787.90	3,746,565.00	0.00	0.00	1,341,941.19	0.00	0.00	6,035,858.97
07 Highland Park	0.00	0.00	426,072.55	31,106,516.00	0.00	0.00	13,587,478.06	0.00	466,441.00	50,630,702.47
08 Jamesburg	0.00	0.00	145,462.34	8,530,067.00	0.00	0.00	4,811,892.26	0.00	160,585.00	15,370,115.57
09 Metuchen	0.00	0.00	827,567.01	42,414,110.00	0.00	0.00	16,018,843.77	0.00	910,485.62	69,968,441.80
10 Middlesex	0.00	0.00	573,784.36	27,256,071.00	0.00	0.00	13,334,453.56	0.00	634,457.63	48,591,757.90
11 Milltown	0.00	0.00	308,649.90	18,111,970.00	0.00	0.00	6,903,891.23	0.00	341,753.53	29,320,316.73
12 Monroe Twp	0.00	0.00	3,217,560.51	121,326,663.00	0.00	0.00	40,363,128.61	1,238,000.00	3,512,422.49	207,749,976.19
13 New Brunswick City	0.00	0.00	1,181,394.85	33,749,400.00	605,961.00	0.00	36,366,298.47	351,693.34	1,278,479.00	87,522,884.27
14 North Brunswick Twp	0.00	0.00	1,709,632.91	93,579,189.00	0.00	0.00	34,926,471.74	764,332.86	1,879,156.13	153,099,382.29
15 Old Bridge Twp	0.00	0.00	2,716,784.03	110,788,843.00	0.00	0.00	35,994,402.00	0.00	3,004,404.00	184,668,415.71
16 Perth Amboy City	0.00	0.00	1,157,628.77	26,129,743.00	0.00	0.00	59,278,229.35	0.00	1,245,779.00	101,517,636.84
17 Piscataway Twp	0.00	0.00	2,787,696.76	100,452,855.00	0.00	0.00	48,774,112.40	0.00	3,296,402.00	188,314,145.73
18 Plainsboro Twp	0.00	0.00	1,390,906.53	73,316,445.00	0.00	0.00	17,627,637.20	450,036.35	1,556,420.45	110,808,198.54
19 Sayreville	0.00	0.00	1,683,152.70	70,567,401.00	0.00	0.00	34,843,550.71	462,889.69	1,835,987.71	129,319,576.57
20 South Amboy City	0.00	0.00	324,041.27	10,918,563.00	0.00	0.00	10,997,663.42	0.00	357,422.56	26,433,985.15
21 South Brunswick Twp	0.00	0.00	3,072,383.74	124,112,749.00	0.00	0.00	40,543,350.44	1,666,410.00	3,337,465.00	209,105,914.76
22 South Plainfield	0.00	0.00	1,404,917.60	54,104,914.00	0.00	0.00	22,646,050.00	0.00	1,537,889.00	96,326,588.54
23 South River	0.00	0.00	507,603.36	18,796,226.00	0.00	0.00	10,863,488.00	0.00	560,973.00	36,737,724.08
24 Spotswood	0.00	0.00	281,148.73	14,728,548.00	0.00	0.00	7,630,244.14	0.00	305,920.32	26,274,501.42
25 Woodbridge Twp	0.00	0.00	3,900,430.51	197,893,174.00	0.00	0.00	102,397,584.00	0.00	4,285,995.26	354,653,547.18
Total			37,715,465.27	1,621,077,530.00	605,961.00		748,164,185.41	7,184,050.64	41,542,703.29	2,902,800,215.61

2022 Abstract of Ratables for the County of Middlesex

Taxing District	Section 13						
	Real Property Exempt From Taxation						
	(A) Public School	(B) Other School	(C) Public Property	(D) Church And Charitable	(E) Cemeteries And Graveyards	(F) Other Exempts	(G) Total Amount of Exempts (13A+B+C+D+E+F)
01 Carteret	47,564,600	0	105,568,400	36,853,900	0	343,338,900	533,325,800
02 Cranbury Twp	11,399,200	0	47,556,300	12,888,100	625,500	21,619,400	94,088,500
03 Dunellen	21,991,900	1,737,600	12,115,500	15,190,500	0	3,203,500	54,239,000
04 East Brunswick Twp	55,833,800	219,000	87,743,300	22,755,400	4,859,300	52,598,300	224,009,100
05 Edison Twp	234,671,000	73,402,700	236,115,400	268,732,200	390,500	171,582,700	984,894,500
06 Helmetta	0	0	5,127,000	2,604,700	0	29,393,100	37,124,800
07 Highland Park	24,273,700	0	50,944,300	14,603,000	0	3,168,800	92,989,800
08 Jamesburg	10,630,500	0	2,562,800	9,196,300	832,700	3,597,000	26,819,300
09 Metuchen	23,563,800	10,870,000	30,871,300	29,579,700	1,758,900	18,193,800	114,837,500
10 Middlesex	12,332,500	1,179,100	16,508,700	3,345,900	18,300	12,208,566	45,593,066
11 Milltown	9,554,900	4,804,800	20,477,400	9,287,350	0	17,945,300	62,069,750
12 Monroe Twp	101,815,100	456,800	122,244,300	15,473,300	690,200	92,501,200	333,180,900
13 New Brunswick City	354,737,100	1,073,133,000	629,417,450	1,235,471,400	19,632,700	1,036,724,800	4,349,116,450
14 North Brunswick Twp	305,298,200	0	183,436,200	14,376,400	11,208,800	11,755,400	526,075,000
15 Old Bridge Twp	156,257,800	1,878,100	144,608,300	62,980,900	1,137,600	28,878,200	395,740,900
16 Perth Amboy City	174,374,400	7,298,600	240,879,300	171,229,100	22,125,000	187,557,500	803,463,900
17 Piscataway Twp	200,074,500	966,867,200	235,574,400	81,664,200	26,599,000	552,663,200	2,063,442,500
18 Plainsboro Twp	115,687,900	32,807,300	112,240,800	20,671,100	3,145,900	608,746,700	893,299,700
19 Sayreville	45,633,500	11,454,700	84,699,500	18,948,800	2,150,000	408,934,800	571,821,300
20 South Amboy City	7,106,100	0	56,570,300	25,080,100	2,035,000	49,349,200	140,140,700
21 South Brunswick Twp	153,481,400	5,700,000	172,306,600	39,106,800	20,081,800	25,908,000	416,584,600
22 South Plainfield	45,337,500	3,490,400	32,411,100	10,765,582	1,362,200	6,086,450	99,453,232
23 South River	32,903,600	3,015,200	39,009,400	48,272,800	2,991,600	4,828,300	131,020,900
24 Spotswood	29,591,000	4,746,400	18,763,900	8,445,300	0	6,528,900	68,075,500
25 Woodbridge Twp	85,242,300	2,300,000	207,124,660	60,524,700	26,056,500	255,560,500	636,808,660
Total	2,259,356,300	2,205,360,900	2,894,876,610	2,238,047,532	147,701,500	3,952,872,516	13,698,215,358

2022 Abstract of Ratables for the County of Middlesex

Taxing District	Section 14				Section 15	
	Amount of Miscellaneous Revenues to Support Local Budget				Deductions Allowed	
	(A)	(B)	(C)	(D)	(A)	(B)
Surplus Revenue	Miscellaneous Revenues Anticipated	Receipts from Delinquent Tax	Total of Miscellaneous Revenues (Col 14A+B+C)	Senior Citizen, Disabled and Surviving Spouse	Veterans and Widows	
01 Carteret	4,000,000.00	9,141,273.12	650,000.00	13,791,273.12	31,750.00	70,000.00
02 Cranbury Twp	1,790,000.00	3,591,935.53	153,008.54	5,534,944.07	250.00	16,500.00
03 Dunellen	702,916.00	2,122,265.84	210,000.00	3,035,181.84	4,250.00	26,500.00
04 East Brunswick Twp	4,200,000.00	23,498,922.87	1,555,000.00	29,253,922.87	39,250.00	160,500.00
05 Edison Twp	8,830,244.66	39,882,487.47	0.00	48,712,732.13	67,500.00	257,000.00
06 Helmetta	417,036.00	536,162.72	40,000.00	993,198.72	2,000.00	8,250.00
07 Highland Park	1,800,000.00	3,081,460.16	0.00	4,881,460.16	2,000.00	19,500.00
08 Jamesburg	1,939,652.45	1,939,652.45	225,000.00	4,104,304.90	4,000.00	14,000.00
09 Metuchen	1,100,000.00	4,165,342.88	550,000.00	5,815,342.88	6,375.00	44,500.00
10 Middlesex	1,600,000.00	5,412,755.72	500,000.00	7,512,755.72	12,500.00	73,500.00
11 Milltown	932,427.00	4,991,063.00	200,000.00	6,123,490.00	4,250.00	46,250.00
12 Monroe Twp	9,900,000.00	11,683,352.93	1,550,000.00	23,133,352.93	56,000.00	471,000.00
13 New Brunswick City	2,852,000.00	55,933,217.68	0.00	58,785,217.68	15,750.00	24,500.00
14 North Brunswick Twp	4,600,000.00	12,720,089.69	0.00	17,320,089.69	19,750.00	86,750.00
15 Old Bridge Twp	9,500,000.00	13,721,248.00	1,000,000.00	24,221,248.00	72,500.00	245,250.00
16 Perth Amboy City	5,876,350.00	21,904,101.07	30,000.00	27,810,451.07	38,000.00	47,000.00
17 Piscataway Twp	12,000,000.00	13,284,566.22	1,000,000.00	26,284,566.22	34,500.00	143,750.00
18 Plainsboro Twp	3,925,000.00	8,603,869.16	200,000.00	12,728,869.16	7,000.00	32,500.00
19 Sayreville	4,750,000.00	25,564,721.10	900,000.00	31,214,721.10	46,750.00	177,250.00
20 South Amboy City	1,130,000.00	7,512,988.03	0.00	8,642,988.03	9,500.00	41,000.00
21 South Brunswick Twp	4,047,000.00	15,635,977.75	1,100,000.00	20,782,977.75	16,750.00	86,500.00
22 South Plainfield	2,022,500.00	8,220,596.52	1,041,000.00	11,284,096.52	27,750.00	109,500.00
23 South River	2,100,000.00	5,585,378.17	420,000.00	8,105,378.17	12,750.00	56,250.00
24 Spotswood	1,065,000.00	2,709,335.43	400,000.00	4,174,335.43	4,250.00	41,000.00
25 Woodbridge Twp	15,598,537.39	67,626,644.40	2,600,000.00	85,825,181.79	107,250.00	372,750.00
Total	106,678,663.50	369,069,407.91	14,324,008.54	490,072,079.95	642,625.00	2,671,500.00

2022 Abstract of Ratables for the County of Middlesex

Taxing District	Addendum to Abstract of Ratables - Assessed Value of Partial Exemptions & Abatements (Column 3)								
	(1) Pollution Control	(2) Fire Suppression	(3) Fallout Shelter	(4) Water- Sewer Facility	(5) Renewable Energy	(6) UEZ Abatement	(7) Home Improvement	(8) Multi- Family Dwelling	(9) Class 4 Abatement
01 Carteret	0	0	0	2,428,217	0	0	0	0	0
02 Cranbury Twp	0	41,630,100	0	0	0	0	0	0	0
03 Dunellen	0	0	0	0	0	0	0	0	0
04 East Brunswick Twp	0	582,400	0	0	0	0	0	0	0
05 Edison Twp	0	2,602,700	0	0	0	0	0	0	0
06 Helmetta	0	0	0	0	0	0	0	0	0
07 Highland Park	0	0	0	0	0	0	0	0	0
08 Jamesburg	0	0	0	0	0	0	0	0	0
09 Metuchen	0	0	0	0	0	0	0	0	0
10 Middlesex	0	0	0	0	0	0	0	0	0
11 Milltown	0	0	0	0	275,100	0	0	0	0
12 Monroe Twp	0	747,800	0	0	0	0	0	0	0
13 New Brunswick City	0	0	0	0	0	0	0	0	0
14 North Brunswick Twp	0	3,901,900	0	0	2,358,700	0	0	0	0
15 Old Bridge Twp	0	0	0	0	0	0	0	0	0
16 Perth Amboy City	0	0	0	0	0	0	0	0	0
17 Piscataway Twp	0	99,300	0	0	0	0	0	0	0
18 Plainsboro Twp	6,535,100	7,082,300	0	0	3,458,100	0	0	0	0
19 Sayreville	0	673,000	0	0	0	0	0	0	0
20 South Amboy City	0	0	0	0	0	0	0	0	0
21 South Brunswick Twp	0	30,646,000	0	0	0	0	0	0	0
22 South Plainfield	0	0	0	0	408,000	0	0	0	0
23 South River	0	0	0	0	0	0	0	0	0
24 Spotswood	0	0	0	0	0	0	0	0	0
25 Woodbridge Twp	0	2,464,500	0	0	0	0	0	0	0
Total	6,535,100	90,430,000		2,428,217	6,499,900				

2022 Abstract of Ratables for the County of Middlesex

Taxing District	Addendum to Abstract of Ratables - Assessed Value of Partial Exemptions & Abatements (Continued)							(17) Total Value
	(10) Dwelling Abatement	(11) Dwelling Exemption	(12) New Dwelling Conversion Abatement	(13) New Dwelling Conversion Exemption	(14) Multi-Dwelling Exemption	(15) Multi-Dwelling Abatement	(16) Commercial/Industrial Exemption	
01 Carteret	0	30,000	0	0	0	0	0	2,458,217
02 Cranbury Twp	0	0	0	0	0	0	0	41,630,100
03 Dunellen	0	0	0	0	0	0	0	0
04 East Brunswick Twp	0	0	0	0	0	0	0	582,400
05 Edison Twp	0	0	0	0	0	0	0	2,602,700
06 Helmetta	0	0	0	0	0	0	0	0
07 Highland Park	0	0	0	0	0	0	0	0
08 Jamesburg	75,000	0	0	0	0	0	0	75,000
09 Metuchen	0	0	0	0	0	0	0	0
10 Middlesex	0	1,500	0	0	0	0	0	1,500
11 Milltown	0	0	0	0	0	0	0	275,100
12 Monroe Twp	0	0	0	0	0	0	0	747,800
13 New Brunswick City	0	100,000	0	0	0	0	0	100,000
14 North Brunswick Twp	0	0	0	0	0	0	0	6,260,600
15 Old Bridge Twp	0	0	0	0	0	0	0	0
16 Perth Amboy City	0	0	0	0	0	0	0	0
17 Piscataway Twp	0	4,123,100	0	0	0	0	0	4,222,400
18 Plainsboro Twp	0	0	0	0	0	0	0	17,075,500
19 Sayreville	296,700	0	0	0	0	0	0	969,700
20 South Amboy City	0	0	0	0	0	0	0	0
21 South Brunswick Twp	0	0	0	0	0	0	0	30,646,000
22 South Plainfield	660,916	37,000	0	0	0	0	0	1,105,916
23 South River	0	0	0	0	0	0	0	0
24 Spotswood	0	0	0	0	0	0	0	0
25 Woodbridge Twp	0	0	0	0	0	2,223,900	0	4,688,400
Total	1,032,616	4,291,600				2,223,900		113,441,333

2022 Abstract of Ratables for the County of Middlesex

Taxing District	Addendum - Equalized Value Based on In Lieu of Taxes (Col 10B)				
	(1) C.12 PL 1977 In Lieu of Tax	(2) NJ Housing Finance Agency	(3) Urban Renewal	(4) Other	(5) Total
01 Carteret	0	0	0	0	0
02 Cranbury Twp	0	0	0	0	0
03 Dunellen	0	0	0	0	0
04 East Brunswick Twp	0	0	0	0	0
05 Edison Twp	0	0	0	0	0
06 Helmetta	0	0	0	0	0
07 Highland Park	0	0	0	0	0
08 Jamesburg	0	0	0	0	0
09 Metuchen	0	0	0	0	0
10 Middlesex	0	0	0	0	0
11 Milltown	0	0	0	0	0
12 Monroe Twp	0	0	0	0	0
13 New Brunswick City	0	0	0	0	0
14 North Brunswick Twp	0	0	0	0	0
15 Old Bridge Twp	0	0	0	0	0
16 Perth Amboy City	0	0	0	0	0
17 Piscataway Twp	0	0	0	0	0
18 Plainsboro Twp	0	0	0	0	0
19 Sayreville	0	0	0	0	0
20 South Amboy City	0	0	0	0	0
21 South Brunswick Twp	0	0	0	0	0
22 South Plainfield	0	0	0	0	0
23 South River	0	0	0	0	0
24 Spotswood	0	0	0	0	0
25 Woodbridge Twp	0	0	0	0	0
Total					

2022 Abstract of Ratables for the County of Middlesex

Taxing District	Breakdown of General Tax Rate											
	County Tax	Library Tax	Health Service Tax	County Open Space Tax	District School Tax	Regional School Tax	Local School Tax	Municipal Purpose Tax	Municipal Open Space Tax	Municipal Library Tax	General Tax Rate	Effective Tax Rate
01 Carteret	0.446	0.000	0.000	0.038	1.195	0.000	0.000	1.269	0.030	0.042	3.020	2.407
02 Cranbury Twp	0.371	0.000	0.000	0.031	0.980	0.000	0.000	0.346	0.020	0.034	1.782	1.706
03 Dunellen	0.345	0.000	0.000	0.029	1.666	0.000	0.000	0.690	0.000	0.031	2.761	2.840
04 East Brunswick Twp	1.530	0.000	0.000	0.129	7.442	0.000	0.000	2.199	0.020	0.143	11.463	2.659
05 Edison Twp	0.930	0.000	0.000	0.079	3.197	0.000	0.000	1.402	0.010	0.087	5.705	2.173
06 Helmetta	0.468	0.000	0.000	0.040	2.006	0.000	0.000	0.719	0.000	0.000	3.233	2.454
07 Highland Park	0.849	0.000	0.000	0.072	5.236	0.000	0.000	2.287	0.000	0.079	8.523	3.564
08 Jamesburg	0.715	0.000	0.000	0.060	3.542	0.000	0.000	1.998	0.067	0.000	6.382	3.170
09 Metuchen	0.892	0.000	0.000	0.075	3.862	0.000	0.000	1.459	0.000	0.083	6.371	2.536
10 Middlesex	1.383	0.000	0.000	0.117	5.548	0.000	0.000	2.714	0.000	0.129	9.891	2.541
11 Milltown	0.823	0.000	0.000	0.070	4.077	0.000	0.000	1.554	0.000	0.077	6.601	2.849
12 Monroe Twp	0.461	0.000	0.000	0.039	1.470	0.000	0.000	0.489	0.015	0.043	2.517	1.936
13 New Brunswick City	0.398	0.000	0.000	0.034	0.960	0.017	0.000	1.034	0.010	0.036	2.489	2.239
14 North Brunswick Twp	0.795	0.000	0.000	0.067	3.673	0.000	0.000	1.371	0.030	0.074	6.010	2.689
15 Old Bridge Twp	0.902	0.000	0.000	0.076	3.108	0.000	0.000	1.010	0.000	0.085	5.181	2.040
16 Perth Amboy City	0.402	0.000	0.000	0.034	0.766	0.000	0.000	1.737	0.000	0.036	2.975	2.643
17 Piscataway Twp	0.383	0.000	0.000	0.033	1.167	0.000	0.000	0.567	0.000	0.038	2.188	2.021
18 Plainsboro Twp	0.366	0.000	0.000	0.031	1.629	0.000	0.000	0.392	0.010	0.035	2.463	2.390
19 Sayreville	0.854	0.000	0.000	0.072	3.026	0.000	0.000	1.494	0.020	0.079	5.545	2.305
20 South Amboy City	0.426	0.000	0.000	0.036	1.212	0.000	0.000	1.220	0.000	0.040	2.934	2.455
21 South Brunswick Twp	0.872	0.000	0.000	0.074	2.974	0.000	0.000	0.971	0.040	0.080	5.011	2.042
22 South Plainfield	1.139	0.000	0.000	0.096	3.704	0.000	0.000	1.551	0.000	0.105	6.595	2.058
23 South River	0.397	0.000	0.000	0.034	1.242	0.000	0.000	0.718	0.000	0.037	2.428	2.170
24 Spotswood	0.444	0.000	0.000	0.038	1.966	0.000	0.000	1.019	0.000	0.041	3.508	2.819
25 Woodbridge Twp	1.445	0.000	0.000	0.122	6.191	0.000	0.000	3.204	0.000	0.134	11.096	2.727

2022 Abstract of Ratables for the County of Middlesex

Taxing District	Addendum: State Aid Adjustment for BPP			Addendum: REAP Distribution Summary		
	County	School	Municipal	Eligible Property Assessments	R.E.A.P. Aid	Tax Rate Credit
01 Carteret	0	0	0	0	0	0
02 Cranbury Twp	0	0	0	0	0	0
03 Dunellen	0	0	0	0	0	0
04 East Brunswick Twp	0	0	0	0	0	0
05 Edison Twp	0	0	0	0	0	0
06 Helmetta	0	0	0	0	0	0
07 Highland Park	0	0	0	0	0	0
08 Jamesburg	0	0	0	0	0	0
09 Metuchen	0	0	0	0	0	0
10 Middlesex	0	0	0	0	0	0
11 Milltown	0	0	0	0	0	0
12 Monroe Twp	0	0	0	0	0	0
13 New Brunswick City	0	0	0	0	0	0
14 North Brunswick Twp	0	0	0	0	0	0
15 Old Bridge Twp	0	0	0	0	0	0
16 Perth Amboy City	0	0	0	0	0	0
17 Piscataway Twp	0	0	0	0	0	0
18 Plainsboro Twp	0	0	0	0	0	0
19 Sayreville	0	0	0	0	0	0
20 South Amboy City	0	0	0	0	0	0
21 South Brunswick Twp	0	0	0	0	0	0
22 South Plainfield	0	0	0	0	0	0
23 South River	0	0	0	0	0	0
24 Spotswood	0	0	0	0	0	0
25 Woodbridge Twp	0	0	0	0	0	0
Total						

2022 Abstract of Ratables for the County of Middlesex

Special Taxing Districts					
Taxing District	Special Taxing District	Number of Ratables	Ratable Value	Budget	Special District Rate
01 Carteret	S01 SPEC IMPROV DIST	294	1,229,917,883	2,800,000.00	0.185
01 Carteret	S02 SPEC IMPROV DIST #2	199	1,165,469,683	683,000.00	0.048
04 East Brunswick Twp	F01 FIRE DIST 1	7,713	721,885,976	2,307,446.29	0.320
04 East Brunswick Twp	F02 FIRE DIST 2	7,815	963,285,144	1,650,736.00	0.172
04 East Brunswick Twp	F03 FIRE DIST 3	1,748	228,387,773	864,674.00	0.379
05 Edison Twp	G01 GARBAGE DIST 1	17,009	4,594,694,400	9,996,589.00	0.218
07 Highland Park	S01 BUSINESS IMPROV. DIST	127	38,464,700	166,474.00	0.440
08 Jamesburg	F01 FIRE DIST 1	1,832	240,861,436	481,350.00	0.200
09 Metuchen	S01 BUSINESS IMPROV. DIST	123	104,342,500	250,000.00	0.240
12 Monroe Twp	F01 FIRE DIST 1	5,071	1,990,876,971	2,676,648.00	0.135
12 Monroe Twp	F02 FIRE DIST 2	9,951	3,351,727,971	5,017,322.00	0.150
12 Monroe Twp	F03 FIRE DIST 3	7,884	2,913,115,371	6,504,860.00	0.224
15 Old Bridge Twp	F01 FIRE DIST 1	2,576	325,477,490	533,854.00	0.165
15 Old Bridge Twp	F02 FIRE DIST 2	6,492	1,188,031,706	2,010,476.00	0.170
15 Old Bridge Twp	F03 FIRE DIST 3	10,408	1,867,334,603	2,075,291.00	0.112
15 Old Bridge Twp	F04 FIRE DIST 4	976	182,775,538	639,679.39	0.350
16 Perth Amboy City	S01 SPECIAL IMPROVEMNT DIST	281	191,670,600	224,246.37	0.117
17 Piscataway Twp	F01 FIRE DIST 1	5,674	3,952,914,568	1,492,571.00	0.038
17 Piscataway Twp	F02 FIRE DIST 2	3,979	2,214,813,968	1,404,982.00	0.064
17 Piscataway Twp	F03 FIRE DIST 3	1,563	523,124,268	327,189.00	0.063
17 Piscataway Twp	F04 FIRE DIST 4	3,281	1,919,264,868	1,031,600.00	0.054
18 Plainsboro Twp	F01 FIRE DIST 1	5,793	4,500,362,494	2,149,000.00	0.048
21 South Brunswick Twp	F01 FIRE DIST 1	5,166	1,035,771,190	873,750.00	0.085
21 South Brunswick Twp	F02 FIRE DIST 2	7,352	2,532,238,821	1,056,000.00	0.042
21 South Brunswick Twp	F03 FIRE DIST 3	2,107	604,942,635	616,047.00	0.102
25 Woodbridge Twp	F01 FIRE DIST 1	6,274	682,344,700	8,876,404.00	1.300
25 Woodbridge Twp	F02 FIRE DIST 2	1,530	212,469,300	3,237,973.00	1.519
25 Woodbridge Twp	F04 FIRE DIST 4	442	75,109,100	991,222.00	1.305
25 Woodbridge Twp	F05 FIRE DIST 5	4,400	562,573,000	1,840,442.00	0.326
25 Woodbridge Twp	F07 FIRE DIST 7	3,193	305,479,200	2,554,239.00	0.833
25 Woodbridge Twp	F08 FIRE DIST 8	925	100,907,600	938,164.94	0.919
25 Woodbridge Twp	F09 FIRE DIST 9	4,259	532,452,000	2,095,881.00	0.392
25 Woodbridge Twp	F10 FIRE DIST 10	9	13,807,273	102,449.97	0.742
25 Woodbridge Twp	F11 FIRE DIST 11	3,213	327,412,600	1,430,176.00	0.434
25 Woodbridge Twp	F12 FIRE DIST 12	4,100	383,721,600	1,727,279.00	0.448

Municipality	County Tax Levy			Municipal Tax Levy		School Tax Levy		County Library Tax		County Open Space	
	Total Tax Levy	County Taxes Apportioned	% of Total Levy	Total Municipal Tax Levy	% of Total Levy	Total School Tax Levy	% of Total Levy	Total Library Tax Levy	% of Total Levy	Total Open Space Tax Levy	% of Total Levy
Carteret	75,175,432.66	11,098,672.30	14.76	33,385,401.26	44.41	29,753,886.00	39.58	0.00	0.00	937,473.10	1.25
Cranbury Twp	34,414,172.40	7,166,139.15	20.82	7,724,437.95	22.45	18,918,289.00	54.97	0.00	0.00	605,306.30	1.76
Dunellen	22,038,342.02	2,753,951.38	12.50	5,753,545.00	26.11	13,298,224.00	60.34	0.00	0.00	232,621.64	1.06
East Brunswick Twp	219,351,232.14	29,265,987.86	13.34	45,202,867.12	20.61	142,410,297.00	64.92	0.00	0.00	2,472,080.16	1.13
Edison Twp	419,371,365.68	68,394,989.42	16.31	110,132,176.52	26.26	235,066,822.00	56.05	0.00	0.00	5,777,377.74	1.38
Helmetta	6,035,858.97	873,564.88	14.47	1,341,941.19	22.23	3,746,565.00	62.07	0.00	0.00	73,787.90	1.22
Highland Park	50,630,702.47	5,044,194.86	9.96	14,053,919.06	27.76	31,106,516.00	61.44	0.00	0.00	426,072.55	0.84
Jamesburg	15,370,115.57	1,722,108.97	11.20	4,972,477.26	32.35	8,530,067.00	55.50	0.00	0.00	145,462.34	0.95
Metuchen	69,968,441.80	9,797,435.40	14.00	16,929,329.39	24.20	42,414,110.00	60.62	0.00	0.00	827,567.01	1.18
Middlesex	48,591,757.90	6,792,991.35	13.98	13,968,911.19	28.75	27,256,071.00	56.09	0.00	0.00	573,784.36	1.18
Milltown	29,320,316.73	3,654,052.07	12.46	7,245,644.76	24.71	18,111,970.00	61.77	0.00	0.00	308,649.90	1.05
Monroe Twp	207,749,976.19	38,092,201.58	18.34	45,113,551.10	21.72	121,326,663.00	58.40	0.00	0.00	3,217,560.51	1.55
New Brunswick City	87,522,884.27	13,989,657.61	15.98	37,996,470.81	43.41	34,355,361.00	39.25	0.00	0.00	1,181,394.85	1.35
North Brunswick Twp	153,099,382.29	20,240,599.65	13.22	37,569,960.73	24.54	93,579,189.00	61.12	0.00	0.00	1,709,632.91	1.12
Old Bridge Twp	184,668,415.71	32,163,982.68	17.42	38,998,806.00	21.12	110,788,843.00	59.99	0.00	0.00	2,716,784.03	1.47
Perth Amboy City	101,517,636.84	13,706,256.72	13.50	60,524,008.35	59.62	26,129,743.00	25.74	0.00	0.00	1,157,628.77	1.14
Piscataway Twp	188,314,145.73	33,003,079.57	17.53	52,070,514.40	27.65	100,452,855.00	53.34	0.00	0.00	2,787,696.76	1.48
Plainsboro Twp	110,808,198.54	16,466,753.01	14.86	19,634,094.00	17.72	73,316,445.00	66.17	0.00	0.00	1,390,906.53	1.26
Sayreville	129,319,576.57	19,926,594.76	15.41	37,142,428.11	28.72	70,567,401.00	54.57	0.00	0.00	1,683,152.70	1.30
South Amboy City	26,433,985.15	3,836,294.90	14.51	11,355,085.98	42.96	10,918,563.00	41.31	0.00	0.00	324,041.27	1.23
South Brunswick Twp	209,105,914.76	36,373,556.58	17.39	45,547,225.44	21.78	124,112,749.00	59.35	0.00	0.00	3,072,383.74	1.47
South Plainfield	96,326,588.54	16,632,817.94	17.27	24,183,939.00	25.11	54,104,914.00	56.17	0.00	0.00	1,404,917.60	1.46
South River	36,737,724.08	6,009,433.72	16.36	11,424,461.00	31.10	18,796,226.00	51.16	0.00	0.00	507,603.36	1.38
Spotswood	26,274,501.42	3,328,640.23	12.67	7,936,164.46	30.20	14,728,548.00	56.06	0.00	0.00	281,148.73	1.07
Woodbridge Twp	354,653,547.18	46,176,363.41	13.02	106,683,579.26	30.08	197,893,174.00	55.80	0.00	0.00	3,900,430.51	1.10
** County Totals **	2,902,800,215.61	446,510,320.00	15.38	796,890,939.34	27.45	1,621,683,491.00	55.87	0.00	0.00	37,715,465.28	1.30

2022 Ratable Summary for the County of Middlesex

Municipality	Class 1	Class 2	Class 3A	Class 3B	Class 4A	Class 4B	Class 4C	Public Utils	Total
Carteret	100,477,300	1,253,453,300	0	0	276,160,900	739,326,583	120,514,100	0	2,489,932,183
Cranbury Twp	11,548,100	737,966,500	27,910,500	2,627,800	243,300,200	905,854,600	622,300	2,025,023	1,931,855,023
Dunellen	7,837,300	708,649,100	0	0	65,185,800	7,064,200	9,744,300	0	798,480,700
East Brunswick Twp	13,204,000	1,516,410,200	2,479,100	189,400	273,851,650	78,098,000	27,137,600	2,188,943	1,913,558,893
Edison Twp	104,283,500	4,623,239,800	0	13,600	1,084,712,800	1,064,653,300	469,293,900	5,762,100	7,351,959,000
Helmetta	1,470,800	180,258,400	0	0	3,997,200	0	817,100	178,606	186,722,106
Highland Park	5,691,600	459,794,400	0	0	46,435,400	1,764,200	80,383,200	42	594,068,842
Jamesburg	2,355,200	199,046,600	0	0	30,064,700	700,000	7,436,600	1,258,336	240,861,436
Metuchen	6,970,700	869,924,900	0	0	123,638,300	37,420,900	60,369,500	0	1,098,324,300
Middlesex	5,244,600	390,862,584	0	0	32,006,600	52,332,800	10,363,200	497,992	491,307,776
Milltown	6,162,700	389,739,300	0	0	42,089,600	4,567,400	1,682,700	0	444,241,700
Monroe Twp	215,399,700	6,869,964,400	60,203,500	2,957,200	601,603,400	445,348,100	54,334,700	5,909,313	8,255,720,313
New Brunswick City	16,614,100	1,521,686,700	0	0	980,232,100	355,169,000	633,231,450	10,000,000	3,516,933,350
North Brunswick Twp	37,697,100	1,603,085,000	1,182,300	28,300	391,135,900	302,523,800	212,123,800	0	2,547,776,200
Old Bridge Twp	68,179,800	2,869,674,600	4,692,100	3,605,700	350,362,500	43,389,000	221,769,700	3,129,137	3,564,802,537
Perth Amboy City	141,535,600	1,887,011,400	0	0	460,306,600	564,509,200	354,651,300	5,304,357	3,413,318,457
Piscataway Twp	79,740,800	5,058,999,100	1,802,800	90,000	483,594,400	2,310,364,300	652,445,600	23,080,672	8,610,117,672
Plainsboro Twp	60,156,500	2,517,133,000	12,714,800	923,500	1,273,753,300	2,671,600	625,431,700	7,578,094	4,500,362,494
Sayreville	48,895,400	1,755,732,600	143,900	12,000	163,487,800	182,807,500	181,266,300	42	2,332,345,542
South Amboy City	40,348,900	752,405,900	0	0	84,561,400	18,426,200	5,499,200	0	901,241,600
South Brunswick Twp	63,642,300	2,570,574,100	12,343,100	1,516,700	372,768,100	1,056,188,200	88,993,700	6,926,446	4,172,952,646
South Plainfield	19,470,254	931,565,163	0	82,500	166,938,586	319,563,488	21,375,000	1,615,150	1,460,610,141
South River	11,595,600	1,260,539,500	0	0	87,290,400	98,636,700	55,423,900	0	1,513,486,100
Spotswood	6,122,800	652,403,200	0	0	65,152,700	18,364,800	7,055,300	0	749,098,800
Woodbridge Twp	42,285,000	2,085,024,900	0	0	597,454,000	267,372,200	200,384,500	3,777,573	3,196,298,173
Totals	1,116,929,654	43,665,144,647	123,472,100	12,046,700	8,300,084,336	8,877,116,071	4,102,350,650	79,231,826	66,276,375,984

2022 Line Item Breakdown for the County of Middlesex

Municipality	1	2	3A	3B	4A	4B	4C	5	6	15A	15B	15C	15D	15E	15F	Total
Carteret	128	5,162	0	0	124	81	23	13	1	8	0	197	44	0	100	5,881
Cranbury Twp	83	1,215	43	83	105	55	1	8	1	1	0	53	9	1	25	1,683
Dunellen	32	1,940	0	0	117	6	12	6	1	5	3	46	15	0	14	2,197
East Brunswick Twp	467	15,990	20	55	626	104	11	9	3	22	1	335	38	11	155	17,847
Edison Twp	623	25,483	0	5	874	324	73	52	1	31	20	476	109	3	157	28,231
Helmetta	38	869	0	0	12	0	1	0	1	0	0	74	2	0	3	1,000
Highland Park	102	3,150	0	0	175	6	54	1	1	9	0	69	38	0	17	3,622
Jamesburg	109	1,603	0	0	104	1	14	2	1	3	0	16	15	4	10	1,882
Metuchen	86	4,598	0	0	355	64	20	0	1	5	2	59	33	4	36	5,263
Middlesex	129	4,186	0	0	196	144	6	21	1	15	1	247	12	2	41	5,001
Milltown	65	2,388	0	0	91	3	5	4	1	5	1	59	11	0	22	2,655
Monroe Twp	1,654	20,746	131	271	197	55	9	3	4	18	1	873	31	5	309	24,307
New Brunswick City	126	5,810	0	0	615	96	183	15	1	16	75	162	132	6	589	7,826
North Brunswick Twp	668	9,976	5	14	443	66	36	29	1	33	0	574	31	10	91	11,977
Old Bridge Twp	1,219	18,525	29	120	500	56	31	7	4	19	1	711	45	5	121	21,393
Perth Amboy City	212	7,712	0	0	774	73	187	30	1	30	2	217	150	9	67	9,464
Piscataway Twp	434	13,537	5	9	274	204	30	7	4	30	55	429	36	9	128	15,191
Plainsboro Twp	74	5,509	16	63	117	2	11	3	1	5	3	60	12	2	157	6,035
Sayreville	345	12,054	1	3	391	74	25	1	1	7	3	315	17	8	122	13,367
South Amboy City	104	2,749	0	0	146	7	8	0	1	3	0	59	10	1	142	3,230
South Brunswick Twp	533	13,238	59	192	388	195	17	9	3	17	1	373	51	11	134	15,221
South Plainfield	722	7,523	0	13	228	323	2	0	1	11	1	318	20	3	47	9,212
South River	233	4,323	0	0	183	26	27	2	1	2	1	241	90	5	14	5,148
Spotswood	208	2,540	0	0	56	5	3	0	1	6	3	118	14	0	20	2,974
Woodbridge Twp	539	26,469	0	0	1,063	163	111	74	1	49	1	808	86	30	165	29,559
Totals	8,933	217,295	309	828	8,154	2,133	900	296	38	350	175	6,889	1,051	129	2,686	250,166

MUNICIPALITY	ASSESSOR	COLLECTOR
Carteret 100 Cooke Ave. Carteret, NJ 07008	Jay Briscone 732-541-3825 x110 brisconej@carteret.net	Patrick Deblasio 732-541-3820 x3101 deblasiop@carteret.net
Cranbury 23-A North Main St. Cranbury, NJ 08512	David Levy 609-664-3134 dlevy@cranbury-nj.com	Tanyika Johns 609-664-3132 tajohns@cranbury-nj.com
Dunellen 355 North Ave. Dunellen, NJ 08812	Dawn Guttschall 732-289-8131 dguttschall@dunellenborough.com	Dawn Hutchinson 732-968-1226 dhutchinson@dunellenborough.com
East Brunswick 1 Jean Walling Civic Center East Brunswick, NJ 08816	Franklin P Colon 732-390-6845 frank.colon@eastbrunswick.org	Lorraine Maher 732-390-6835 x6827 Lmaher@eastbrunswick.org
Edison 100 Municipal Boulevard Edison, NJ 08817	JoAnn Jimenez 732-248-7211 jjimenez@edisonnj.org	Lina Vallejo 732-248-7220 lvallejo@edisonnj.org
Helmetta 51 Main Street Helmetta, NJ 08828	Kenneth A Pacera 732-521-4946 x102 boroughcta@gmail.com	Tina McDermott 732-521-4946 x103 t.mcdermott@helmettaboro.cpm
Highland Park 221 South 5th Ave Highland Park, NJ 08904	Thomas Mancuso 732-819-3783 tmancuso@hpboro.com	Mildred Ramos 732-819-3787 mramos@hoboro.com
Jamesburg 133 Perrineville Road Jamesburg, NJ 08831	Kenneth A. Pacera 732-521-2222 x101 boroughcta@gmail.com	Kevin Hatch 732-521-2222 x108 khatch@jamesburgborough.org
Metuchen 500 Main Street Metuchen, NJ 08840	Richard Duda 732-632-8516 rduda@metuchen.com	Rebecca Cuthbert 732-632-8512 bcuthbert@metuchen.com
Middlesex 1200 Mountain Ave Middlesex, NJ 08846	Dawn Guttschall 732-356-7400 x270 taxassessor@middlesexboro-nj.gov	Darcy DelVecchio 732-356-7400 x242 ddelvecchio@middlesexboro-nj.gov
Milltown 35 Washington Ave Milltown, NJ 08850	Sandy Potkulski 732-828-2100 x142 spotkulski@milltownboro.com	Kelly McCormick 732-828-2100 x128 kmccormick@milltownboro.com
Monroe Township 2 Municipal Plaza Monroe Twp., NJ 08831	Tricia Mercado 732-521-4400 tmercado@monroetwp.com	Samantha Rampacek 732-521-4405 srampacek@monroetwp.com
New Brunswick 78 Bayard Street New Brunswick, NJ 08902	Philip Duchesneau 732-745-5011 pduchesneau@cityofnewbrunswick.org	Marilyn Chetrancolo 732-745-5030 mchetrancolo@cityofnewbrunswick.org
North Brunswick 710 Hermann Road North Brunswick, NJ 08902	Alaina Wysocke 732-247-0922 x465 Awysocke@northbrunswicknj.gov	Richard Lorentzen 732-247-0922 x460 Rlorentzen@northbrunswicknj.gov
Old Bridge 1 Old Bridge Plaza Old Bridge, NJ 08857	Brian Enright 732-721-5600 x465 benright@oldbridge.com	Dawn Swoboda 732-721-5600 x460 dswoboda@oldbridge.com
Perth Amboy 260 High Street Perth Amboy, NJ 08861	William Fitzpatrick 732-826-8680 wfitzpatrick@perthamboynj.org	Nancy Martin 732-826-0290 x4022 nmartin@perthamboynj.org
Piscataway 455 Hoes Lane Piscataway, NJ 08854	Lisa E. Stephens 732-562-2328 lstephens@piscataway.org	Alex Moise 732-562-2331 amoise@piscataway.org
Plainsboro 641 Plainsboro Road Plainsboro, NJ 08536	Thomas Mancuso 609-799-0909 x1410 tmancuso@plainsboronj.com	Jesse Faasen 609-799-0909 x1408 jfaasen@plainsboronj.com
Sayreville 167 Main Street Sayreville, NJ 08872	Joseph J. Kupsch 732-390-7081 miles@sayreville.com	Sean Nolan 732-390-7036 snolan@sayreville.com
South Amboy 341 N. Broadway South Amboy, NJ 08879	Brian Enright 732-727-4600 enrightb@southamboynj.gov	Joanne Katko 732-525-5924 katkoj@southamboynj.gov
South Brunswick 540 Ridge Road Monmouth Jct., NJ 08852	Mark Fitzpatrick 732-329-4000 x7230 mfitzpat@sbtjn.net	Kathie Gilliland 732-329-4000 x7307 kgillia@sbtjn.net
South Plainfield 2480 Plainfield Ave South Plainfield, NJ 07080	Mary Frances Hildebrandt 908-226-7622 mhildebrandt@southplainfieldnj.com	Kim Clifford 908-226-7610 kclifford@southplainfieldnj.com
South River 48 Washington Street South River, NJ 08882	Michael Frangella 732-257-1999 x123 mfrangella@linden-nj.org	Richard Dudas 732-257-1999 x106 rdudas@southriver.org
Spotswood 77 Summerhill Road Spotswood, NJ 08884	David Jasko 732-251-0700 x835 djasko@spotswoodboro.com	Colleen Castronova 732-251-0700 x831 ccastronova@spotswoodboro.com
Woodbridge 1 Main Street Woodbridge, NJ 07095	Richard Duda 732-63404500 x6410 richard.duda@twp.woodbridge.nj.us	Richard Lorentzen 732-634-4500 x4530 rich.lorentzen@twp.woodbridge.nj.us


2022 Abstract of Ratables for the County of Middlesex


Total Amount of Miscellaneous Revenues (included Surplus Revenues Appropriated) for the Support of the County Budget	136,105,009.00
Rate per \$100 to be applied to Column 11 for apportionment of County Taxes	0.35516593
Total County Taxes Apportioned included Adjustments - Column 12Ai	446,573,682.28
* Adjustments (Net Total (Column 12Aii))	63,362.28
Net County Taxes Apportioned (Column 12Aiii)	446,510,320.00
* Net Overpayments are added to the Net Taxes Apportioned Net Underpayments are deducted from the Net Taxes Apportioned	
Rate per \$100 to be applied to Column 11 for apportionment of Library Taxes	0.00000000
Rate per \$100 to be applied to Column 11 for apportionment of Health Taxes	0.00000000
Rate per \$100 to be applied to Column 11 for apportionment of Open Space Taxes	0.03000000


County Percentage Level of Taxable Value of Real Property is 100%

Certification Date: October 11, 2022

Middlesex County Board of Taxation


 Richard Lorentzen, President


 Michael Lachs, Commissioner


 Shelia Hobson, Commissioner

ATTEST: 
 Ryan Riccio, Tax Administrator

I hereby certify this to be a true copy of the Abstract of Ratables and Exemptions for the County of Middlesex, State of New Jersey for the year 2022 as filed with me by the Middlesex County Board of Taxation


 Giuseppe Pruiti, Chief Financial Officer